



KNAPP AB  
Jitegatan 7  
265 38 Åstorp  
Sweden  
Phone +46 42 560 00  
infose@knapp-moving.com  
www.KNAPP-moving.com

KNAPP AS  
Industriveien 33  
NO-1337 SANDVIKA  
Norway  
Phone +47 67 80 76 80  
infono@knapp-moving.com  
www.KNAPP-moving.com

KNAPP A/S  
Karlshøj 34  
DK-4733 Tappernøje  
Denmark  
Phone +45 55 51 15 00  
sales.dk@knapp.com  
www.KNAPP.com

KNAPP Deutschland  
GmbH  
Seligenstädter Grund 7  
D-63150 Heusenstamm  
Germany  
Phone +49 151 649 09 366  
lars.fluegge@knapp.com  
www.KNAPP-moving.com

KNAPP UK Ltd  
Unit 14, Meadow View,  
Crendon Industrial Park,  
Long Crendon,  
Aylesbury,  
Bucks  
HP18 9EQ  
United Kingdom  
Phone +44 1844 202 149  
mick.priestley@knapp.com  
www.KNAPP.com

KNAPP



**MOVING**

# Material Handling Systems and Components





## CONTENTS

### Information 5

KNAPP AB develops, produces, delivers and maintains products and systems for intelligent logistics solutions, warehousing, transportation and efficient picking systems.

### Customer Service 6

KNAPP AB offers sustainable, automated handling solutions – from system development and start-up to comprehensive after-sales support.

## Solutions

### Pallet Handling systems 10

Pallet Handling Systems includes all products and equipment used to process goods stored on pallets or other types of load carrier for heavy goods.

### Carton and Totes Handling systems 12

Carton and Tote Handling Systems includes all products and equipment used to handle and process small goods.

### Baggage and Parcel Handling systems 14

Baggage and Parcel Handling Systems includes all products and equipment to process and transport Baggage and Parcels.

## MaxiMove

### Product overview, MaxiMove 18

Product overview

### MaxiMove 20

Products designed to handle heavy unit loads, e.g. pallets.

## MidiMove

### Product overview, MidiMove 78

Product overview


### MidiMove 80

Products designed to handle unit loads, e.g. boxes, cartons, plastic totes.

## Index


### Index 118







# Information



**KNAPP AB develops, produces, delivers and maintains products and systems for intelligent logistics solutions, warehousing, transportation and efficient picking systems.**

An effective solution is recognized by a small footprint, a low lifetime cost, by effective handling with short lead times and good ergonomics.

## Applications

KNAPP AB supplies individual components as well as fully automatic installations for:

- Pallet Handling Systems
- Carton and Tote Handling Systems
- Baggage and Parcel Handling Systems

## Products

KNAPP AB offers a wide selection of products. All our products are developed and manufactured with very high quality. This ensures long life, high efficiency and low maintenance costs.

## Customers

Our products and systems are used in the following areas:

- Food industry
- Pharmaceutical and Cosmetics
- Textile and clothing industry
- Office and Media
- Tools and spare parts
- Post handling systems
- Mail order handling, E-commerce
- Wood and furniture industry

## Maintenance and Technical Support

Our technical support ensures fast and reliable assistance during the entire lifetime of the installation. We work to satisfy our customers' requests and needs.

## Company History


- 1969 Moving AB established in Åstorp, Sweden
- 1975 ITS-Comstore A/S established in Tappernöje Denmark.
- 1998 Moving AB acquires ITS-Comstore A/S>Moving IT'S A/S
- 2008 KNAPP AG acquires Moving and becomes KNAPP-Moving.
- 2012 KNAPP-Moving becomes KNAPP AB

KNAPP AB is located in Åstorp, Sweden.





# Customer Service



## **KNAPP AB offers sustainable, automated handling solutions – from system development and start-up to comprehensive after-sales support.**

We are committed to providing competitive advantage for our clients through being a totally reliable service partner, providing expert customer support around the clock. To meet this commitment, we have an established, comprehensive service network which offers rapid and professional maintenance, repair and upgrade services to our clients.

KNAPP AB customer support division offers a wide range of services to both contract and noncontract customers. Our pledge is to provide effective support as quickly as possible, in order to minimize any impact on your logistics operation.

### **Maintenance**

Regular, proactive maintenance is the key to maximum system reliability and minimal operating costs. Numerous KNAPP customers profit from the maintenance agreements with our local KNAPP service teams. The benefits are clear: optimized reaction times, an excellent price-performance ratio as well as simple and transparent budgeting.

### **Spare parts**

Whether you require spare parts, want to re-order replaced parts or have parts repaired, our entire service team is at your disposal throughout our business hours. Our expert staff will provide you with the necessary spare parts, prioritizing and optimizing delivery times so the replacement of critical spare parts will not affect your production. Our spare parts experts are also happy to support you in handling any repairs and warranty claims for spare parts from sub-suppliers.

### **Hotline service**

KNAPP Hotline service provides 24/7 support, 365 days a year. Qualified staff with many years of experience support you with all of your questions, requests and issues. Our Hotline team assists you with complex technical issues in seven languages, and takes over the incident management. Besides interpreting by phone, the staff coordinates our experts in the technical departments to ensure concerted action for your request. Our automated processes correspond to modern ITIL® standards used worldwide, guaranteeing highest-quality service you can rely on.

Besides targeted response and resolution times, we provide remote diagnosis and solutions, proactive system monitoring and mobilize technicians to provide support on site. In addition, you can register for e-insight, our online platform, at any time to view the status of a request or access incident reports

### **Our mission**

- We strive to provide these support services with excellence during the entire lifetime of the system.
- We seek to understand our customer's business and aspire to achieve efficiency, accuracy and reliability at all time.
- We aim to be the business partner of choice, providing solutions quickly, reliably and proficiently when it comes to repairs, modifications, modernizing or any other work necessary in our customers' system.





# Solutions







# Pallet Handling Systems



**Pallet Handling Systems includes all products and equipment used to process goods stored on pallets or other types of load carrier for heavy goods.**

**Our Pallet Handling systems are designed to handle the pallets in all areas and environments such as:**

- Goods receiving
- Storage areas
- Production and palletizing and de-palletizing
- For picking and customizing pallets
- Packing and shipping areas

**Different kinds of equipment are used to furnish the systems such as:**

- Moving MaxiMove conveyor units
- Goods infeed conveyor systems
- Automated Storage and Retrieval Systems
- Picking stations
- Robots for palletizing and de-palletizing
- Empty pallet stackers
- Wrapping and strapping machines
- Label applicators
- Shipping systems

## Applications in production

Pallet Handling Systems are required in production process to transport and buffer raw material or semi-finished products. The goods are transported on pallets, in containers or in customized racks between production areas or machines. The process often requires ergonomically designed work stations, robot handling equipment and AS/RS as buffer storage. AGV (Automated guided vehicles) are often used to transfer pallets, which contributes to a more open production environment.

## Applications in warehouses

KNAPP AB offers a complete range of Pallet Handling Systems for storage, picking and distribution solutions in warehouses. A diverse selection of Automated Storage and Retrieval Systems are available as single or multiple-depth storage. The AS/RS is often utilized for distribution of full or half pallets, or for item picking at picking stations or in picking aisles.

We have experience from applications in many different customer segments for food, non-food, e-commerce, fashion, pharmacy, cosmetics, media, office, tools and spares, and frozen goods.

## Applications for palletizing

Machine lines are also supplied for palletizing, de-palletizing, and stacking of totes on trolleys or pallets. Palletizing machines may be supplied as an end of the line machine palletizing production for one line or as a centralised palletizing area with multiple robots palletizing the production from several lines. The pallets are usually wrapped and labelled automatically after palletizing.







# Carton and Tote Handling Systems



**Carton and Tote Handling Systems includes all products and equipment used to handle and process small goods.**

**Our Carton and Tote Handling Systems are designed to handle small goods in all areas and environments such as:**

- Goods receiving
- Storage areas
- Production and palletizing
- For picking and customizing pallets
- Packing and shipping areas

**Different kinds of equipment are used to furnish the systems such as:**

- Moving MidiMove conveyor units
- Goods infeed conveyor systems
- Automated Storage and Retrieval Systems such as Miniload
- Shuttle systems
- Picking stations
- Palletizers
- Empty
- Packing and Sealing machines
- Label applicators

**Applications in production**

Systems are required in production to transport semi-finished products between production areas or machines.

The functionality often requires tailor made conveyors and equipment adapted to the process. Other typical applications in production are trash conveyors, erection and supply of empty cartons, packing lines and packing stations.


**Applications for small goods picking**

A classical pick to belt or zone picking solution may be the first step for a smaller company when introducing an automatic warehouse system. A flexible Warehouse Management system using "pick to display", "pick to voice", or hand-held RF terminals is often a very cost-efficient way to keep down distribution costs and improve picking capacity. KNAPP AB can offer many different solutions to support and improve your process!

KNAPP AB offers a complete range of Automated Storage and Retrieval Systems for storage, picking and distribution in warehouses. OSR shuttle systems or Miniload stacker cranes is utilized to achieve a very efficient storage-, sorting-, picking- and distributing process for small goods handling for applications in many different customer segments such as food, non-food, e-commerce, fashion, pharmacy, cosmetics, media, office, tools and spares.

Do you want to save storage space, pick ergonomically, pack and dispatch efficiently and achieve a higher level of service for your customers? KNAPP AB offers innovative solutions for your sector.





# Baggage and Parcel Handling Systems



**Baggage and Parcel Handling Systems includes all products and equipment used to process and transport baggage and parcels.**

**Equipment is available to meet all required functionality regarding Baggage such as:**

- Check-in systems
- Security control systems (x-ray)
- Storing systems
- Make-up systems
- Claim conveyors

**Equipment is available to meet all required functionality regarding Parcels such as:**

- Security control systems (x-ray)
- Storing systems
- Container unloading
- Semi automatic palletizer
- Claim conveyors
- Sortation

**Different kinds of equipment are used to furnish the systems such as:**

- Heavy duty conveyor system, roller and belt conveyors. Belt units up to 30 meters long with a load of 75kg/m can be supplied.
- Designed modules such as foldable loading tables, slides, roller slides, ball tables etc.
- Several different layout possibilities depending on work flow and available space.
- Knapp AB can provide turnkey solutions including control system and installation.

- System designed for manual sorting, operating with minimal electronic equipment to ensure low cost and easy maintenance.


## Applications

Baggage and Parcel Handling Systems are required mainly in airport terminals and parcel handling terminals. The process often requires ergonomic and robust conveyor components to ensure safe and reliable function as well as ergonomic loading/offloading devices.

The main functions in this field are loading, sortation, transportation and offloading as the layout of PHS (Parcel Handling Systems) in particular changes very rapidly. The low complexity solutions are often used.

KNAPP AB offers a complete range of heavy duty systems with ergonomic semi automated loading/offloading solutions.





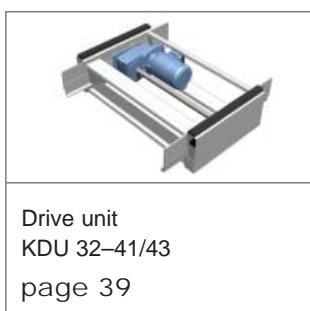
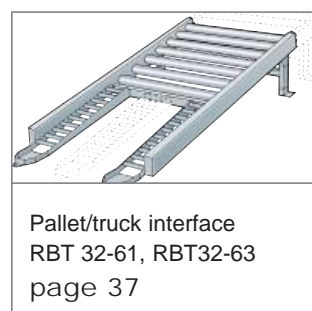
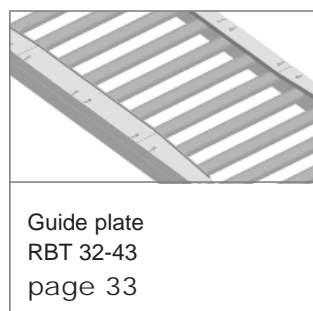
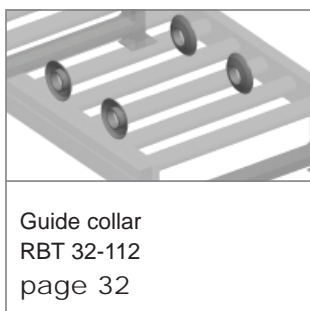

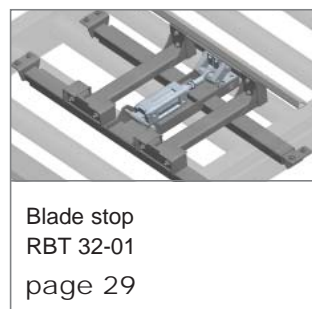
A black and white photograph of an industrial facility, likely a warehouse or factory floor. In the foreground, there is a large metal structure with two prominent horizontal rollers. To the left, a vertical metal beam with several white labels is visible. In the background, a large metal mesh gate or fence spans the width of the frame. The floor is a smooth, light-colored concrete. The overall scene is industrial and functional.

# MaxiMove

Pallet Handling Systems



# Product overview, MaxiMove



# Product overview, MaxiMove



Drive unit, 3-strand  
KDU32-18  
page 43



Photocell assembly,  
Chain conveyor  
KTT32-180, RBT32-83  
page 48



Infill unit  
KTT32-96  
page 49



End stop  
KTT32-25  
page 49



Blade stop  
KTT32-11  
page 50



Foldable part  
KTT32-98, KTT32-99  
page 51



Transfer section  
RVD32  
page 52-57



Transfer section 4-way  
RVX32-FE2S  
page 56



Height Indicator, lift position  
KTT32-22, KTT32-21  
page 60-61



Fixed End stop  
RBT32-22  
page 62



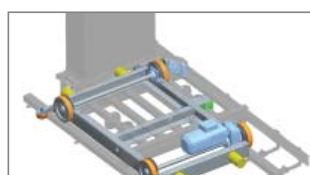
Checking unit  
RBT32-200  
page 62




Outer format check  
OFC  
page 63



Turntable  
VBR32  
page 64



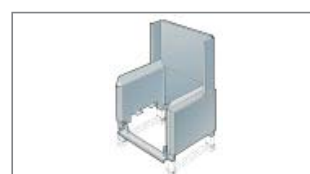
Transfer car  
TVR32  
page 66



Modular Belt Conveyor  
PGL32  
page 67



Scale unit  
RWC32  
page 67



Pallet magazine  
PML32  
page 68



Lifting table  
UXM16-8/8  
page 70



Vertical conveyor  
VMR32  
page 71



Flow rack system  
FRS  
page 72-75

# MaxiMove

Undriven roller conveyor  
Type RBO 32

Undriven roller conveyor designed to handle heavy unit loads, e.g. pallets and cartons.

Capacity  
Max. load at roller pitch 200 mm is 1750 kg/m.  
Support stand pitch and type of goods affect the load capacity.  
Adapted for transport of EUR-pallets 800x1200, 1000x1200 or 600x800.

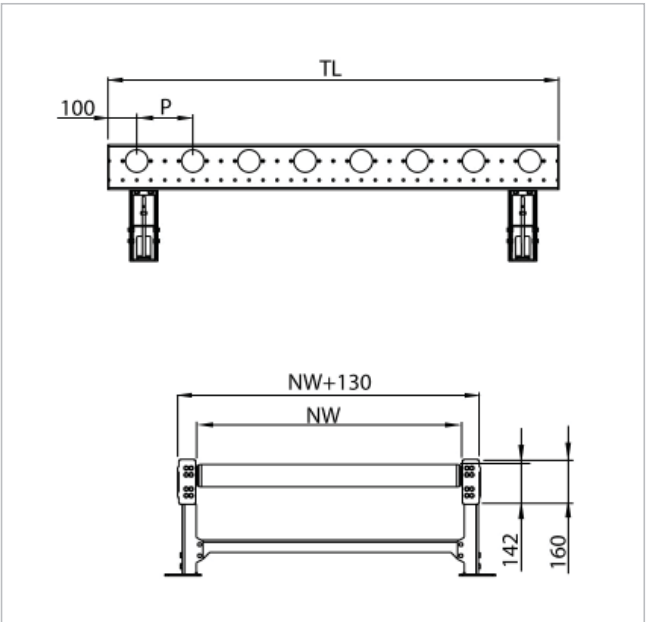
Product description

Frame	C-profile 160 x 60 x 30 x 4 mm in steel with cover plate
Roller	Ø80mm, Steel, Zinc-plated
Support stand	Type BNS 32, order separatly
Finish	Steel detail, continuous hot galvanization (Sendzimir), plastic ABS RAL 7012

Product data

TL	Total length	600–12050 mm in units of 150/200 mm
NW	Nominal width	950, 1150 mm
P	Roller pitch	150, 200 mm

Ordernumber example:  
RBO32-TL-NW950-P200



# MaxiMove

## Driven roller conveyor Type RBD 32

Driven roller conveyor designed to handle heavy unit loads, e.g. pallets and cartons.

### Capacity

Max. load at roller pitch 200 mm is 1750 kg/m.

Support stand pitch and type of goods affect the load capacity.

Adapted for transport of EUR-pallets 800x1200, 1000x1200 or 600x800.

### Product description

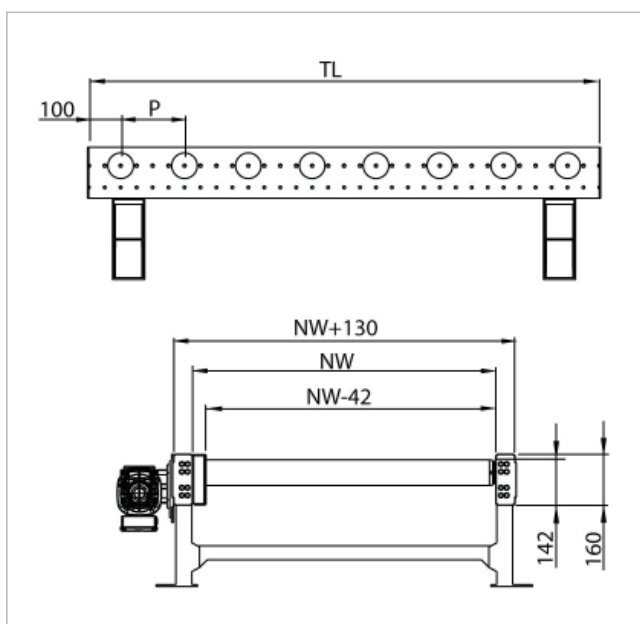
Drive system	Tangential Chain driven
Frame	C-profile 160 x 60 x 30 x 4 mm in steel with cover plate
Roller	Ø80mm, Steel, Zinc-plated
Support stand	Type BNS 32 order separately
Drive Unit	Type RDU or RDS order separately
Finish	Steel detail, continuous hot galvanization (Sendzimir), plastic ABS RAL 7012

### Product data

TL	Total length	600–12050 mm in units of 150/200 mm
NW	Nominal width	950, 1150 mm
P	Roller pitch	150, 200 mm

### Ordernumber example:

RBD32-TL-NW950-P200



# MaxiMove

Drive unit  
Type RDU 32 - 42 / 44

Underslung drive unit intended for roller conveyors, type RBD 32. The drive unit is confined within the overall conveyor width. Supplied with built-in spring-loaded chain tensioner. As standard the drive unit is placed at the loading end of a roller conveyor. Alternative placement to be specified when ordering. Can be supplied with reversible drive - but without spring tensioner - to be specified when ordering.

Capacity  
Max. load 3600 kg.

## Product description

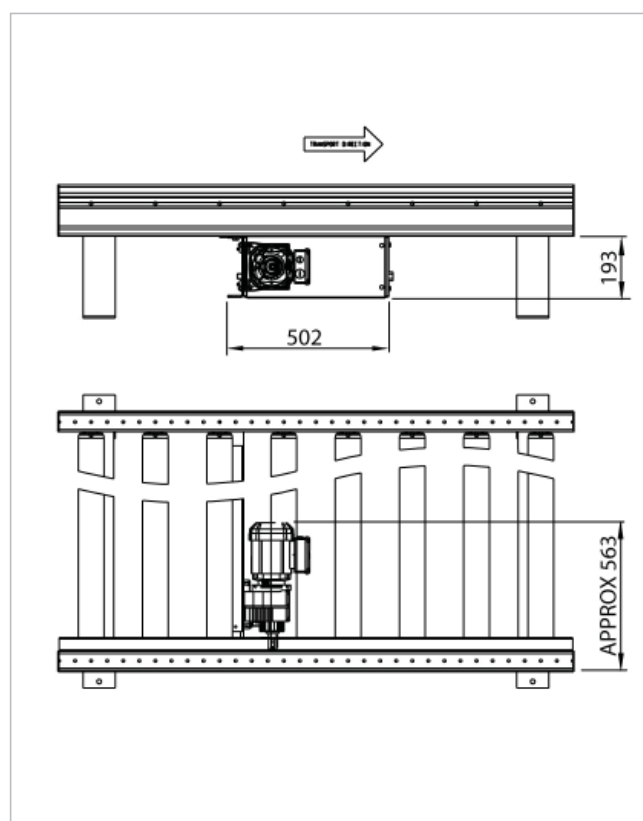
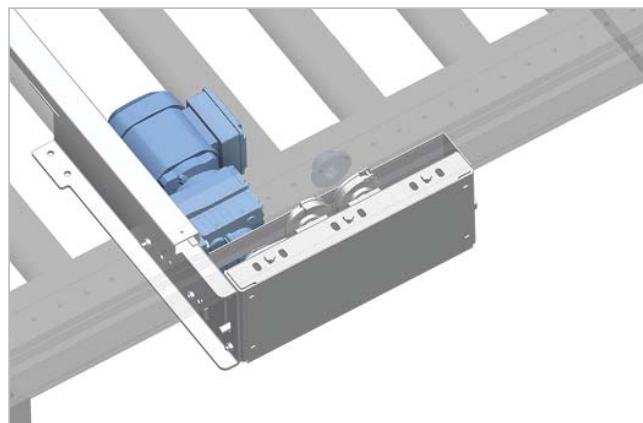
Foundation	Steel construction
Motor	Gearbox motor supplied with 2 m rubber cable
Voltage	3 x 230 / 400 VAC, 50 Hz
Finish	Zinc-plated

## Product data

Type	Speed m/s	Max. load kg	Power kW	Current Amps 400V 50Hz	Position
RDU32-42-S02-LT	0,20	1800	0,37	1,14	Left
RDU32-42-S02-RT	0,20	1800	0,37	1,14	Right
RDU32-42-S03-LT	0,30	1800	0,55	1,55	Left
RDU32-42-S03-RT	0,30	1800	0,55	1,55	Right
RDU32-44-S02-LT	0,20	3600	0,75	1,82	Left
RDU32-44-S02-RT	0,20	3600	0,75	1,82	Right
RDU32-44-S03-LT	0,30	3600	1,1	2,4	Left
RDU32-44-S03-RT	0,30	3600	1,1	2,4	Right

For more option contact KNAPP AB

Ordernumber example:  
RDU32-42-S02-LT



# MaxiMove

## Drive unit Type RDU 32 - 20

Underslung drive unit designed for lighter loads on roller conveyors, type RBD 32. The drive unit does not require any space outside the width of the roller conveyor. As standard the drive unit is placed at the loading end of a roller conveyor.

### Capacity

Max. load 1300 kg.

Maximum conveyor length, 3,0 m

### Product description

Foundation	Steel construction
Motor	Gearbox motor supplied with 2 m rubber cable
Voltage	3 x 230 / 400 V, 50 Hz
Other	Reversible drive
Finish	Zinc plated

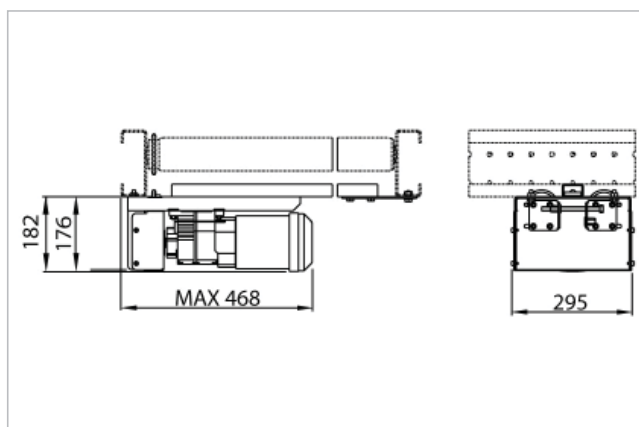
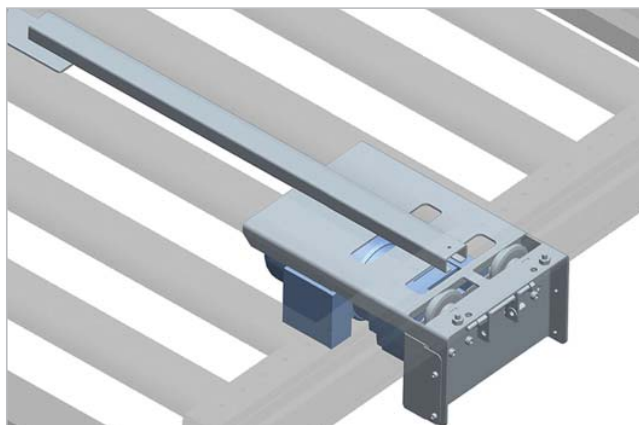
### Product data

Type	Speed m/s	Max Load Kg	Power kW	Current Amps 400V 50 Hz	Position
<b>RDU32-20-S02</b>	0,203	1300	0,25	0,68	Left/Right
<b>RDU32-20-S03</b>	0,309	1300	0,37	1,14	Left/Right

For more option contact KNAPP AB

Ordernumber example:

RDU32-20-S02





# MaxiMove

Drive unit  
Type RDS 32 - 40 / 41

Side-mounted drive unit designed for roller conveyors, type RBD 32. This drive unit permits the lowest conveyor height and is not width-dependent. Supplied with built-in spring-loaded chain tensioner. As standard the drive unit is placed at the loading end of a roller conveyor; alternative placement to be specified when ordering. Can be supplied with reversible drive - but without spring tensioner - to be specified when ordering.

Capacity  
Max. load 1200 kg.  
Maximum conveyor length 3,0m

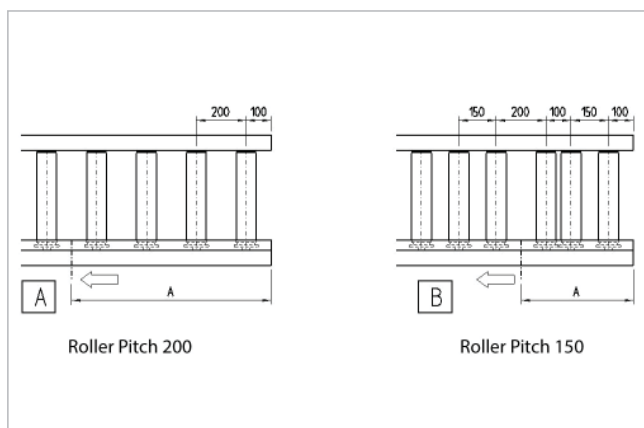
## Product description

Foundation	Steel construction
Motor	Worm gear motor supplied with 2 m rubber cable.
Voltage	3 x 230/400 VAC, 50 Hz
Finish	Zinc-plated

## Product data

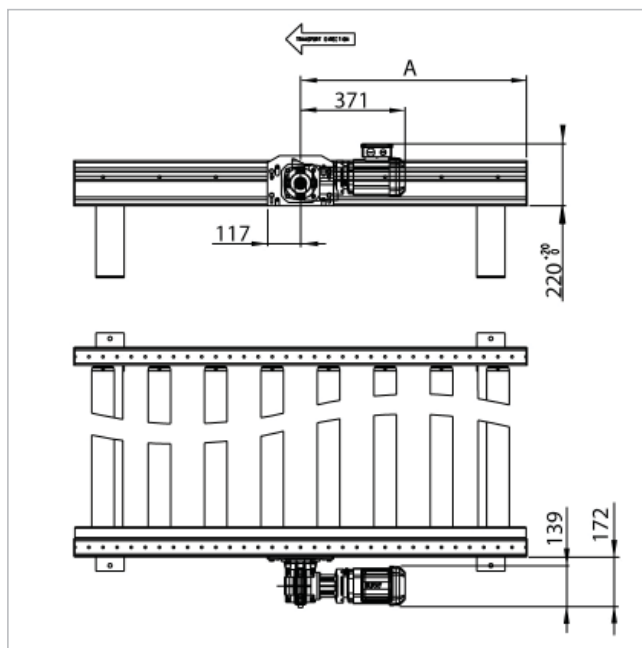

Type	Speed m/s	Max. load kg	Power kW	Current Amps 400V 50Hz	Position
RDS32-40-S02-LT	0,21	1200	0,25	0,68	Left
RDS32-40-S02-RT	0,21	1200	0,25	0,68	Right
RDS32-40-S03-LT	0,30	1200	0,37	1,14	Left
RDS32-40-S03-RT	0,30	1200	0,37	1,14	Right
RDS32-41-S02-LT	0,209	1200	0,25	0,68	Left
RDS32-41-S02-RT	0,209	1200	0,25	0,68	Right
RDS32-41-S03-LT	0,302	1200	0,37	1,14	Left
RDS32-41-S03-RT	0,302	1200	0,37	1,14	Right

Pitch	A
150	450
200	800

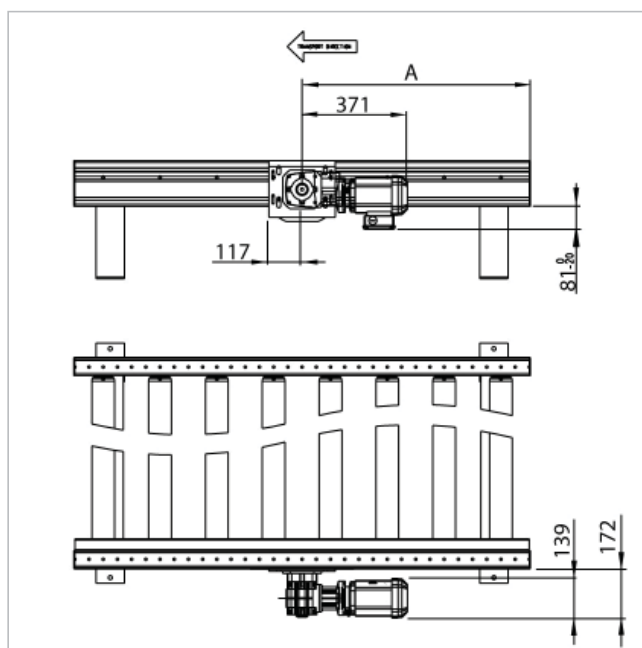


For more option contact KNAPP AB

Ordernumber example:  
RDS32-40-S02-LT



RDS32-40



RDS32-41



# MaxiMove

## End stop Type RBT 32 - 21

Fixed end stop designed for conveyor types RBO 32 and RBD 32.

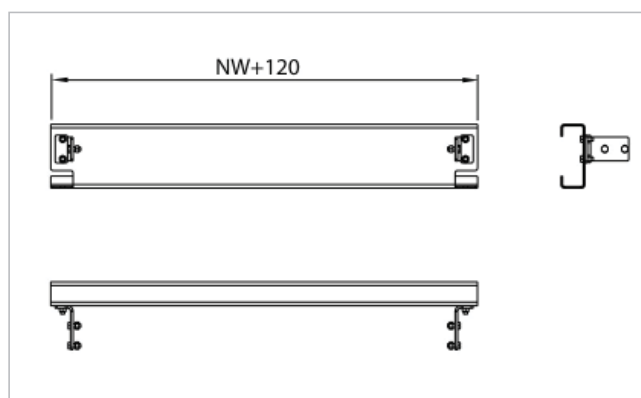
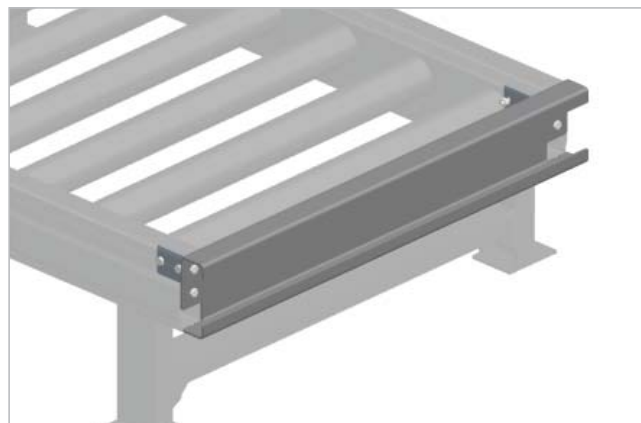
### Product description

Frame	Steel construction
Finish	Zinc-plated
Other	Fixings included

### Product data

H	Height	160 mm
NW	Nominal width	950, 1150 mm

Ordernumber example:  
RBT32-21-NW950




## Beam connection Type RBT 32-132

Beam Connection designed for roller conveyor RBD. Mounted in the beam between two conveyors to get a stable connection, The beam connection plate with round holes is mounted on the drive side.

### Product description

Frame	Steel construction
Finish	Zinc-plated
Other	Fixing included

Ordernumber example:  
RBT32-132



# MaxiMove

## Support stand (High) Type BNS 32 - 50 / 57

Support stand designed for roller conveyor types RBO and RBD 32. High support stand BNS 32-51/56 has cross-braces according to table. The cross-braces have fixing holes for cable rack KS 120/60.

The lowest support stand BNS 32-50 has no cross-braces or width variants. It is supplied complete for two sides. Make sure no parts of the equipment touch the floor.

### Capacity

Max. distance between supports - see diagram.

### Product description

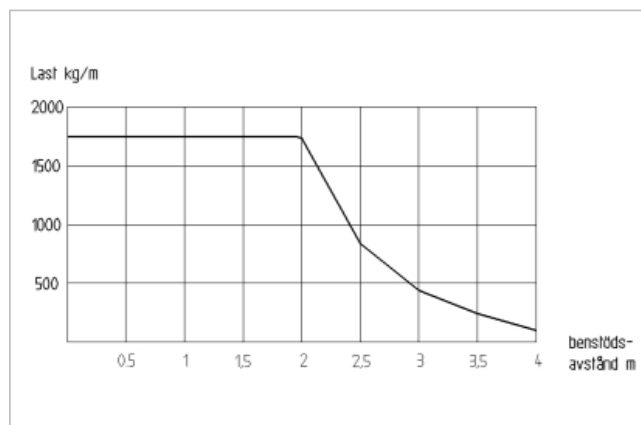
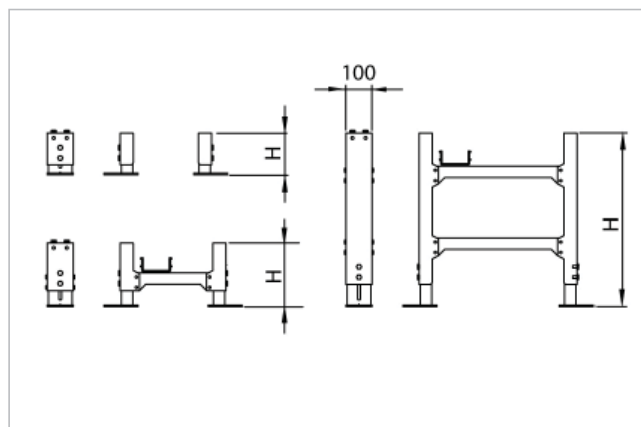

Frame	Steel Construction
Finish	Zinc-plated

### Product data

NW	Nominal Width	950/1150 mm
----	---------------	-------------

Type	H mm	Conveyor Height	Number of cross-braces
<b>BNS 32 - 50</b>	128 - 170	270 - 312	0
<b>BNS 32 - 51</b>	155 - 217	297 - 359	1
<b>BNS 32 - 52</b>	190 - 287	332 - 429	1
<b>BNS 32 - 53</b>	255 - 407	397 - 549	1
<b>BNS 32 - 54</b>	365 - 517	507 - 659	1
<b>BNS 32 - 55</b>	475 - 627	617 - 769	1
<b>BNS 32 - 56</b>	585 - 737	727 - 879	2
<b>BNS 32 - 57</b>	695 - 847	837 - 989	2

Ordernumber example:  
BNS32-50



# MaxiMove

## Support stand (Low) Type BNS 32 - 01

A very low support stand suitable for MaxiMove frame beam.  
The support stand has no cross-braces or width variants; delivered complete for two sides.  
Make sure no parts of the equipment touch the floor.

Capacity  
Max. distance between supports - see diagram.

### Product description

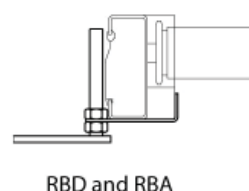
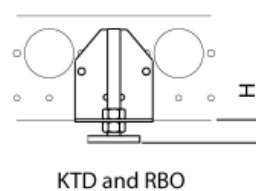
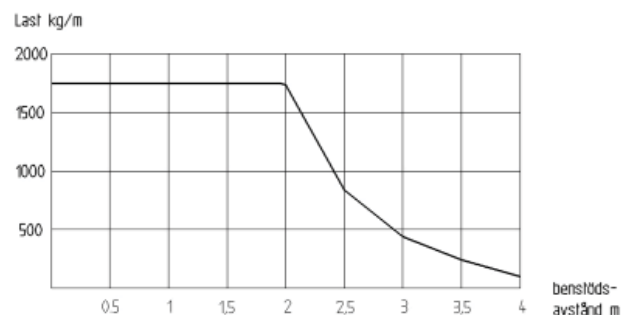

Frame	Steel Construction
Finish	Zinc-plated

### Product data

NW	Nominal Width	950/1150 mm
----	---------------	-------------

Type	H mm	Conveyor Height
BNS 32 - 01	35-130	177-272

Ordernumber example:  
BNS32-01



# MaxiMove

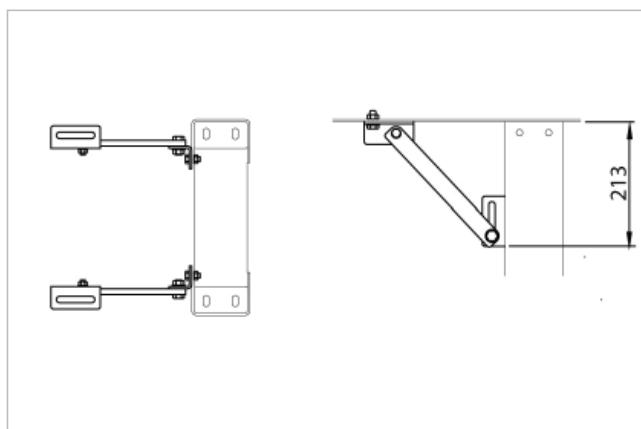
## Oblique brace kit Type BST 32 - 01

Oblique brace kit intended to stabilize the conveyor in the direction of transport; fits from BNS 32-53 to 57 and MaxiMove framework. The oblique brace kit contains screws and fixtures for both sides of the support stand.

### Product description

Frame	Steel construction
Finish	Zinc-plated

Ordernumber example:  
BST32-01



## Inclination kit Type BST 32 - 05

Inclination kit intended for BNS 32. Allows the conveyor to be inclined and the load to move due to gravitational forces. The inclination kit contains screws and fixtures for both sides of the support stand.

### Capacity

Max inclination  $\pm 5^\circ$ .

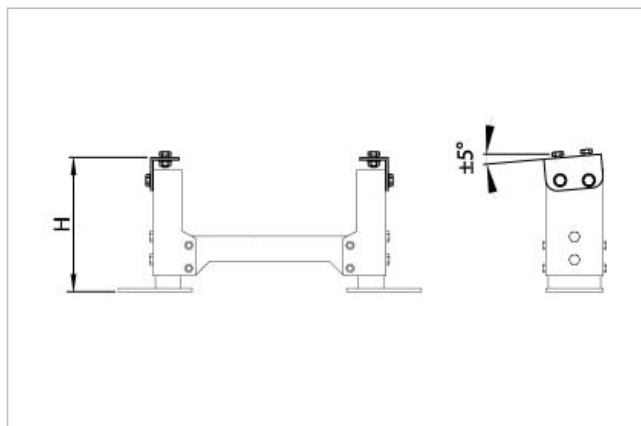
### Product description

Frame	Steel construction
Finish	Zinc-plated
Others	Screws included

### Product data

When the inclination kit is fitted, the height of the support stand is altered as in the table below.

Support stand	H mm
BNS 32 - 50	168 - 195
BNS 32 - 51	195 - 237
BNS 32 - 52	230 - 307
BNS 32 - 53	285 - 427
BNS 32 - 54	385 - 537
BNS 32 - 55	495 - 647
BNS 32 - 56	605 - 757
BNS 32 - 57	715 - 867



Ordernumber example:  
BST32-05

# MaxiMove

## Blade stop Type RBT 32 - 01

Blade stop intended for roller conveyor types RBO 32 and RBD 32.  
Pneumatic.

Capacity  
Max load pressure 2000 N.

### Product description

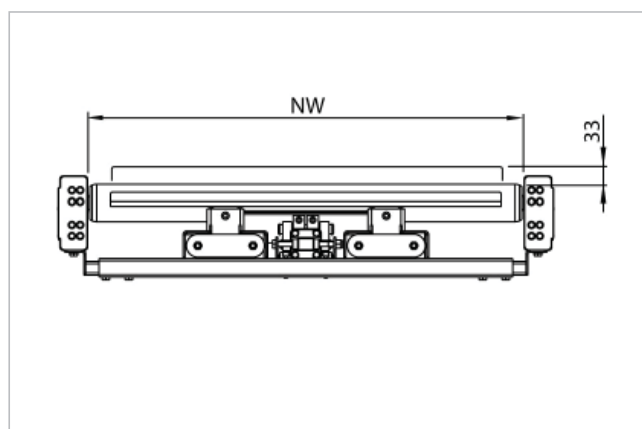
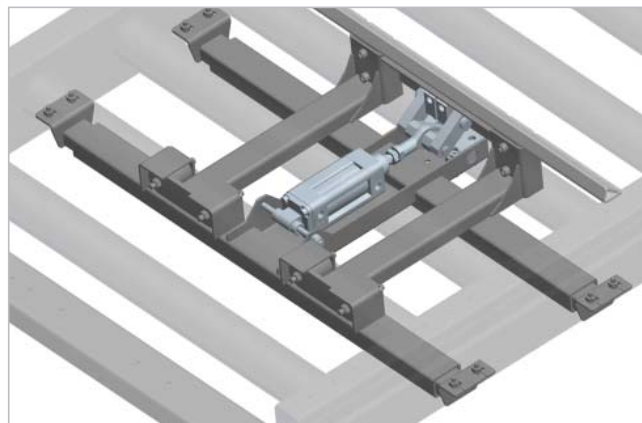
Frame	Steel construction
Finish	Zinc-plated
Other	Fixing included. Valve type RBT32-141 ordered separately.

### Product data

NW	Nominal width	950, 1150 mm
----	---------------	--------------

Type	NW (mm)
<b>RBT 32-01-NW950</b>	950
<b>RBT 32-01-NW1150</b>	1150

Ordernumber example:  
RBT32-01-NW950



# MaxiMove

## Photocell Assembly Type RBT 32 - 270/273

Photocell assembly intended to indicate goods on the roller conveyor. Contains a photocell and reflective mirror. Can be supplied with variants of the photocell function.

### Product description

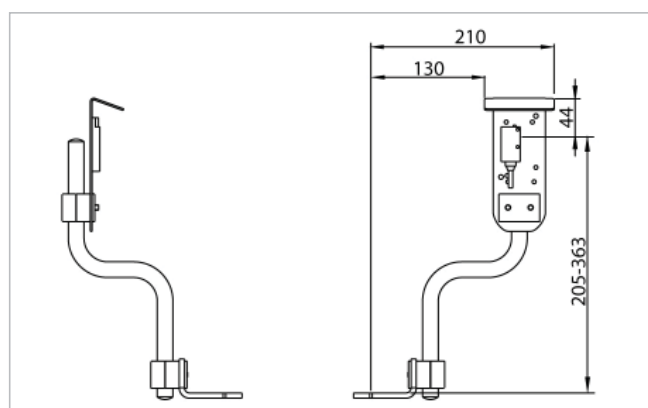
Frame	Steel construction
Finish	Zinc-plated
Other	Fixing included

### Product data

Sensing Distance	0-2,5m
Voltage	10-30 VDC
Maximum Current	100 mA
Current Consumption Max.	30 mA
Degree of protection	IP69k
Signal Type	PNP (NPN)
Connector Type	M14, 4-pin

Type	Function
<b>RBT 32-270</b>	Mirror Reflector
<b>RBT 32-271</b>	Proximity
<b>RBT 32-272</b>	WS/WE (transmitter/receiver)
<b>RBT 32-273</b>	Proximity with teach function

Ordernumber example:  
RBT32-270



# MaxiMove

## Photocell Assembly, direct sensing Type RBT 32 - 83

Photocell assembly is intended to indicate goods on the roller conveyor or chain conveyor.

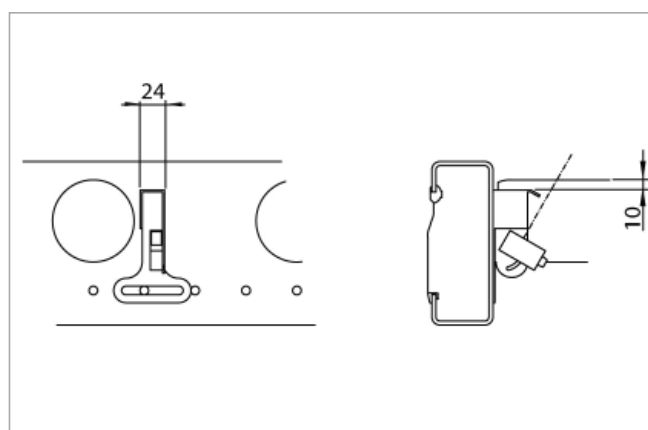
### Product description

Frame	Steel construction
Finish	Zinc-plated
Other	Fixing included

### Product data

Sensing Distance	30-200 mm
Voltage	10-30 VDC
Maximum Current	100 mA
Current Consumption Max.	30 mA
Degree of protection	IP69k
Signal Type	PNP (NPN)
Connector Type	M12, 4-pin

Ordernumber example:  
RBT32-83





# MaxiMove

## Guide collar Type RBT 32 - 112

Guide collar intended for pallet control, for mounting on transport rollers with a diameter of 80 mm.

### Capacity

Max load per pallet 1200 kg.

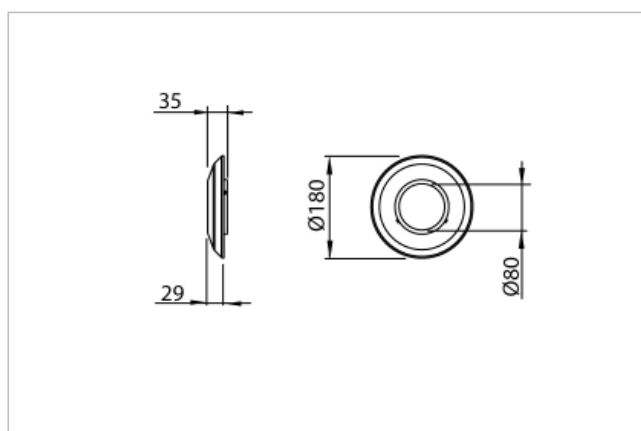

### Product description

Material	Steel
Finish	Zinc-plated
Other	Fixing included

### Product data

Width	29/35 mm
Outer Diameter	180 mm
Inner Diameter	80 mm

Ordernumber example:  
RBT32-112



# MaxiMove

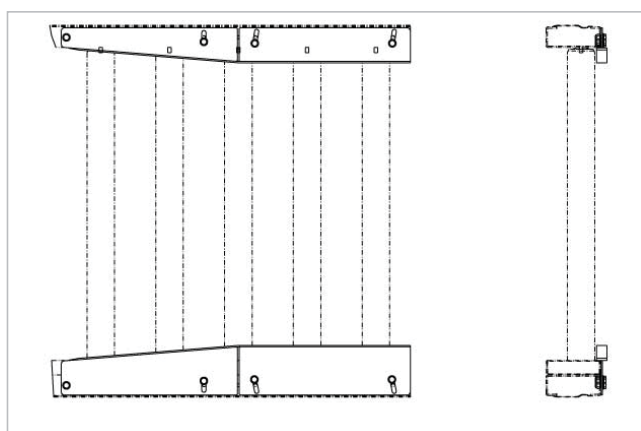
## Guide plate Type RBT 32-43

Guide plates for guiding pallets on roller conveyor types RBD 32. The guide plate is delivered as a complete kit for both sides.

### Product description

Frame	Steel construction
Finish	Zinc-plated

Ordernumber example:  
RBT32-43



## Pallet guide front loaded Type RBT 32 - 44

Intended to center the pallet when it is loaded on the roller conveyor type RBO32 and RBD32. The Pallet guide is delivered complete for both sides with mounting screws.

### Product description

Material	Steel construction
Finish	Zinc-plated
Other	Fixings included

Product data  
Adapted pallets 800x1200, 1000x1200

Ordernumber example:  
RBT32-44



# MaxiMove

## Pallet guide Type RBT 32 - 42

Intended for guiding goods on roller conveyor types RBO 32 and RBD 32 when loading. The pallet control is delivered as a complete kit that is mounted on the frame beam side with a clamp fixture. When handling large loads, the conveyor should be supplemented with extra support stands to increase stability.

### Product description

Frame	Steel construction
Finish	Zinc-plated
Other	Fixings included.

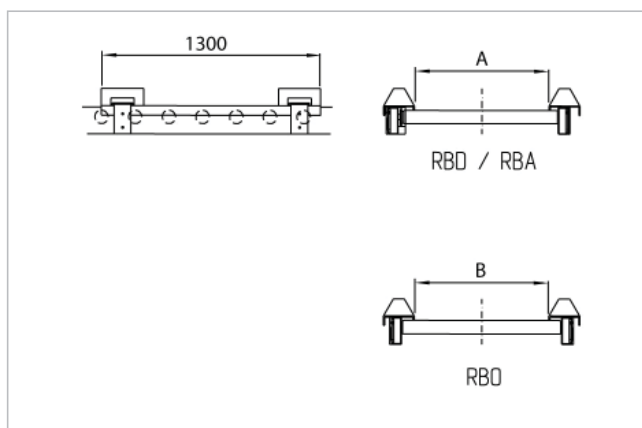

### Product data

Adapted to pallets 800x1200, 1000x1200.

Centering on RBD32 A=800<sup>+56</sup><sub>0</sub> mm

Centering on RBO B=800<sup>+98</sup><sub>0</sub> mm

Ordernumber example:  
RBT32-42



## Pallet centering device Type RBT 32 - 150

Pallet centering device intended to fix the pallet in the loading/unloading position at e.g. a robot loader. To be mounted on roller conveyor, types RBO 32 and RBD 32, on the frame beam sides with clamp fixings. Pneumatic control equipment is included. To be complemented with a fixed or blade stop, for fixing the pallet in the direction of transport.

### Capacity

Max goods weight 100 kg.

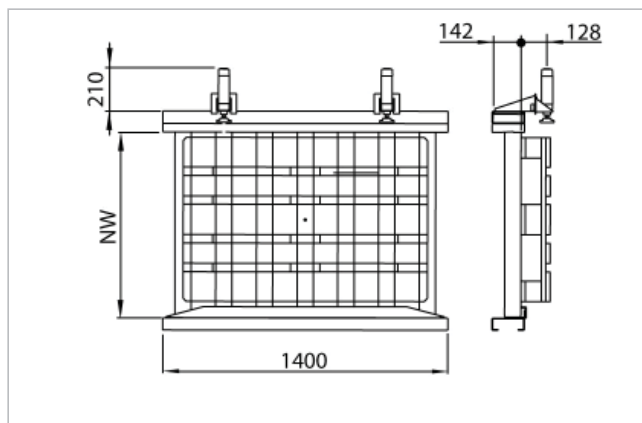
### Product description

Frame	Steel construction
Finish	Zinc-plated

### Product data

Adapted to centre pallets with a width = NW - 150 mm

Ordernumber example:  
RBT32-150



# MaxiMove

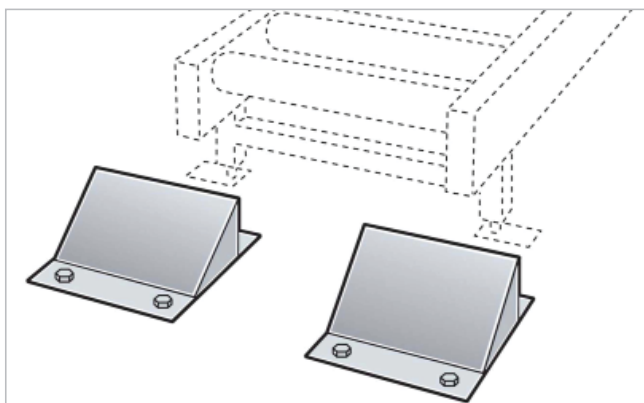
## Truck stop Type RBT 32 - 52

Prevents impacts to conveyors.

### Product description

Frame	Steel construction
Finish	Zinc-plated
Note	Delivered in pairs

Ordernumber example:  
RBT32-52



## Truck barrier Type RBT 32 - 57

Prevents impacts to conveyors. The rear of the stop has a smooth surface that can stop goods on the conveyor.  
Width and height are adjusted to the connecting conveyor:

Height = conveyor level + 15 mm

Width = NW (roller length) + 110 mm

### Product description

Bracket	Steel construction
Bumper	Rubber
Finish	Zinc-plated

### Product data

Type	NW=roller length	L
<b>RBT32-57-NW950</b>	950	1060
<b>RBT32-57-NW1150</b>	1150	1260

Ordernumber example:  
RBT32-57-NW950-H



# MaxiMove

## Walkway Type RBT 32 - 102/104

Walkway plate intended for roller conveyor type RBO and RBD, to be mounted between the conveyor rollers when a walkway is required. Made from antislip chequer plate.

Note: A guide collar RBT32-112 should be mounted before the walkway to prevent pallets catching on the attachment on the driveside.

### Product description

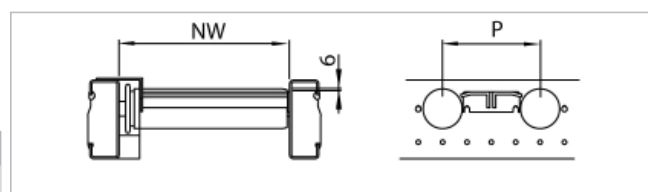
Material	Steel construction
Finish	Zinc-plated
Other	Holder and fixing screws included

### Product data

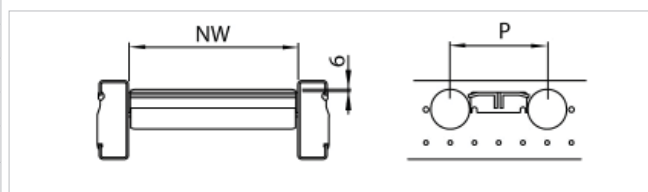
NW	Nominal width	950, 1150 mm
P	Roller Pitch	150, 200 mm

Type	Function
RBT32-102-NW950-P200	Driven
RBT32-102-NW950-P150	Driven
RBT32-102-NW1150-P200	Driven
RBT32-102-NW1150-P150	Driven
RBT32-104-NW950-P200	Undriven
RBT32-104-NW950-P150	Undriven
RBT32-104-NW1150-P200	Undriven
RBT32-104-NW1150-P150	Undriven

Ordernumber example:  
RBT32-102-NW950



Driven RBT32-102



Undriven RBT32-104

## Brake roller Type RBT 32 - 121

The brake roller is intended to control the conveyor speed on undriven roller conveyors RBO 32.

Capacity  
Max. load 200-1100 kg

### Product description

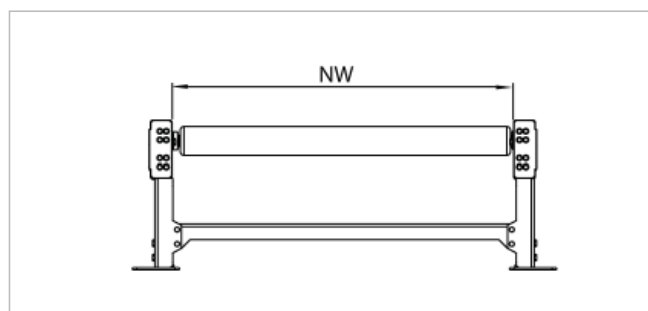

Material	Steel construction
Finish	Zinc-plated
Other	Fixing screws included

### Product data

Nominal Width	950, 1150 mm
Roller diameter	Ø80 mm
Brake roller pitch	1-1,5 goods length
Inclination	3-4%
Max entry speed	0,3m/s

Type	NW
RBT32-121-NW950	950
RBT32-121-NW1150	1150

Ordernumber example:  
RBT32-121-NW950



# MaxiMove

## Pallet / truck interface Type RBT 32 - 61

Pallet/truck interface intended for roller conveyors where unloading is via a fork-lift truck. The interface RBT 32-61 is fitted with two roller sections RBT 32-63. When pallet deflection is excessive, a third roller section may be used, type RBT 32-63.

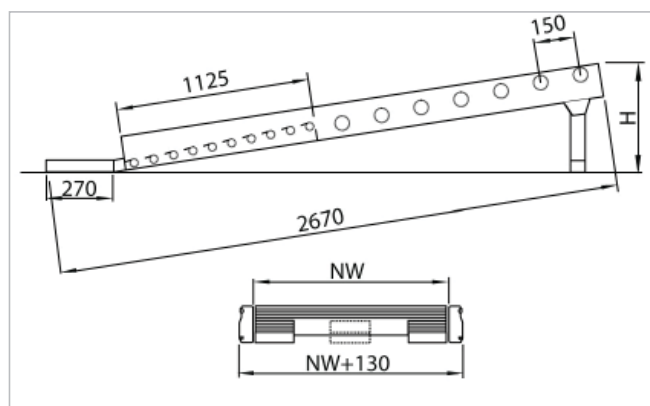
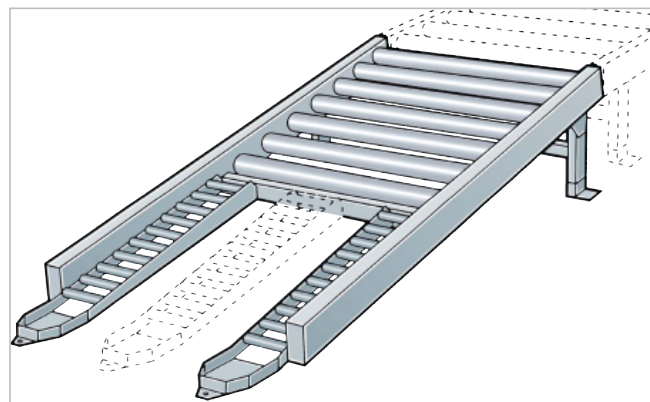
### Product description

Frame	C-profile 160x60x30x4 mm, Steel, Galvanized
BrakeRoller	Type RBT32-121 order separately
Roller section	Type RBT32-62 order separately
Support stand	Stands and fixing details included

### Product data

TL	Total length	2670 mm
D	Roller diameter	Ø80 mm, Ø40mm
NW	Nominal width	950, 1150 mm
P	Roller Pitch	150 mm
H	Height	140 - 470 mm, adjustable

Ordernumber example:  
RBT32-61-NW950



## Roller section Type RBT 32 - 63

Roller section RBT 32-63, complement to pallet/truck RBT 32-61.

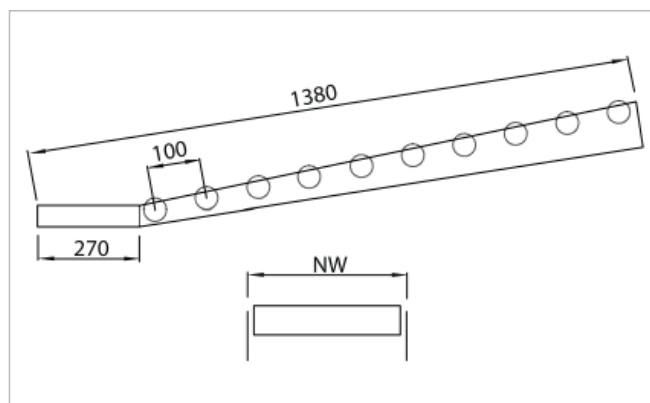
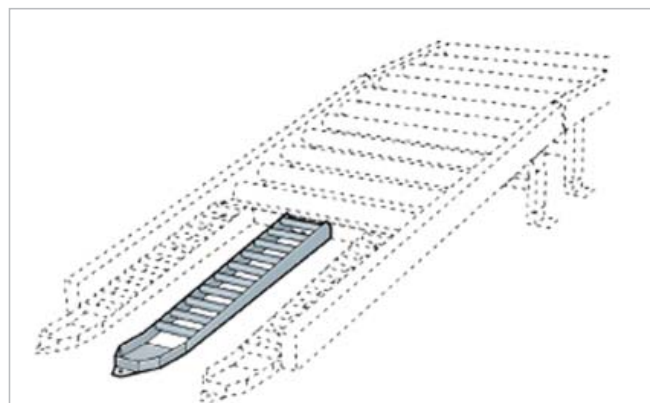
### Product description

Frame	Steel construction
Finish	Zinc-plated
Others	Fixing details included

### Product data

TL	Total length	1300 mm
D	Roller diameter	40 mm
P	Roller Pitch	100 mm
NW	Nominal width	125 mm

Ordernumber example:  
RBT32-63



# MaxiMove

## Driven Chain Conveyor Type KTD 32

Chain conveyor designed for handling heavy unit loads.  
Goods type: pallets and cartons.

Capacity  
Max. load 1250 kg/m.  
Support stand pitch and type of goods affect the load capacity.

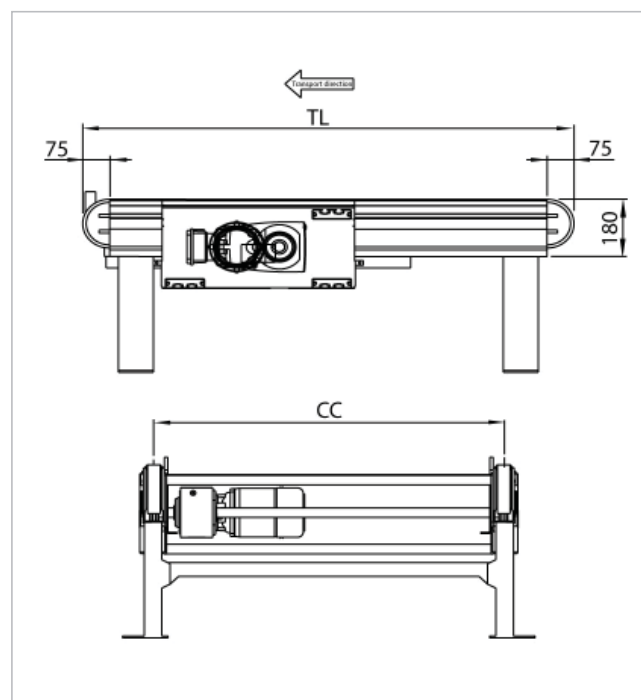
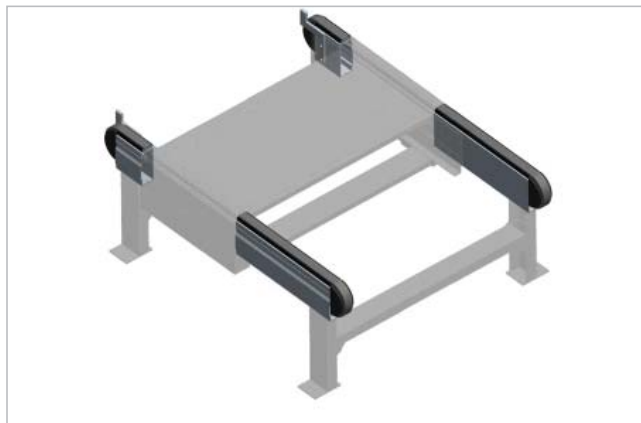
### Product description

Frame	C-profile 160x60x30x4 mm, In Steel with cover plate
Chain	5/8" duplex
Drive unit	KDU32 order separately
Support stand	BNS32 order separately
Finish	steel details, continuous hot galvanization, anodized aluminium, plastic ABS RAL 7012

### Product data

TL	Total length	1000 - 12000 mm with 200 mm pitch
CC	Nominal width	1000 mm

Ordernumber example:  
KTD32-TL-CC1000





# MaxiMove

Drive unit CC-1000  
Type KDU 32 - 41/43

Underslung drive unit intended for chain conveyor; type KTD 32.  
As standard the drive unit is placed at the unloading end of a chain conveyor; alternative placement to be specified when ordering.  
The drive unit is 40 mm wider than the associated KTD.

## Capacity

Max. load 3500 kg. Reversible load max 2000 kg.

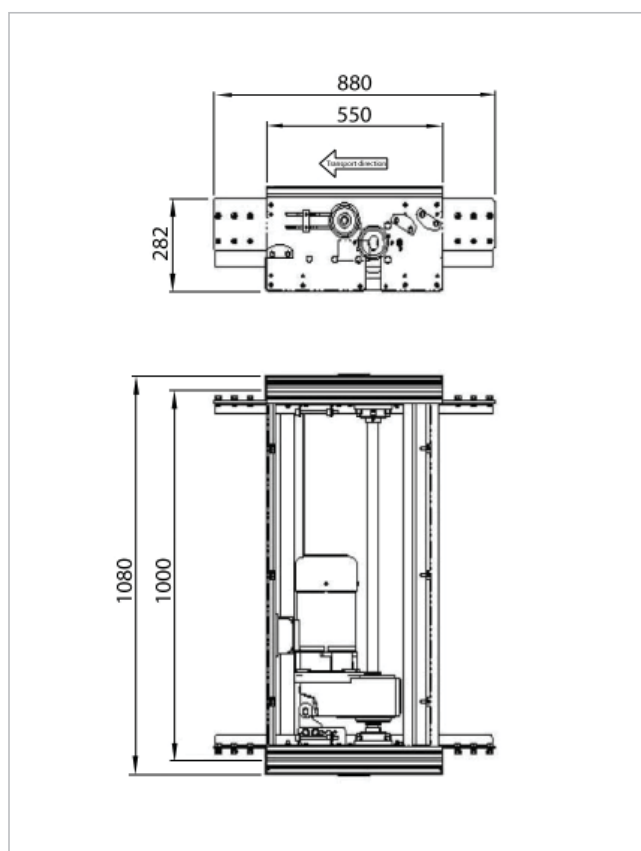
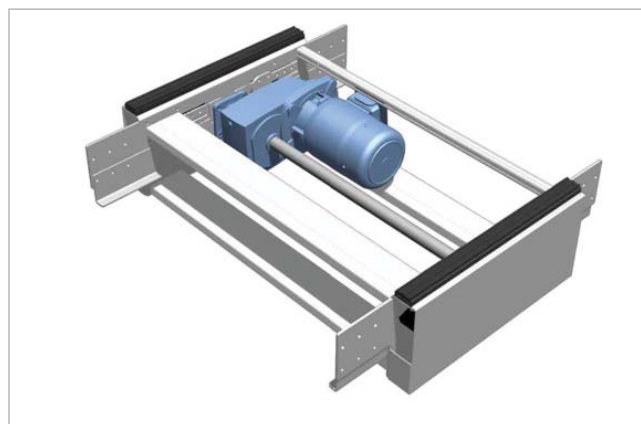
## Product description

Foundation	Steel construction
Motor	Gearmotor supplied with 2m rubber cable
Voltage	3 x 230 / 400 V, 50 Hz
Finish	Zinc-plated

## Product data

Type	Conveyor speed m/s	Max. load kg	Power kW	Current Amp 400V, 50 Hz
KDU32-41-S02	0,20	1700	0,75	1,80
KDU32-41-S03	0,31	1600	1,1	2,40
KDU32-43-S02	0,20	3500	1,5	3,30
KDU32-43-S03	0,31	3200	2,2	4,85

Ordernumber example:  
KDU32-41-S02





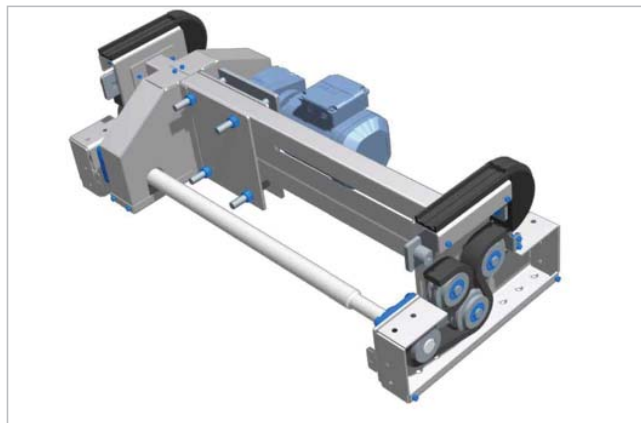
# MaxiMove

## Drive unit (Short) Type KDU 32 - 16

Underslung drive unit intended for chain conveyor; type KTD 32. The drive unit is short, only 200 mm. Is often used together with Transfer KVR 32. As standard the drive unit is placed at the unloading end of a chain conveyor.

### Product description

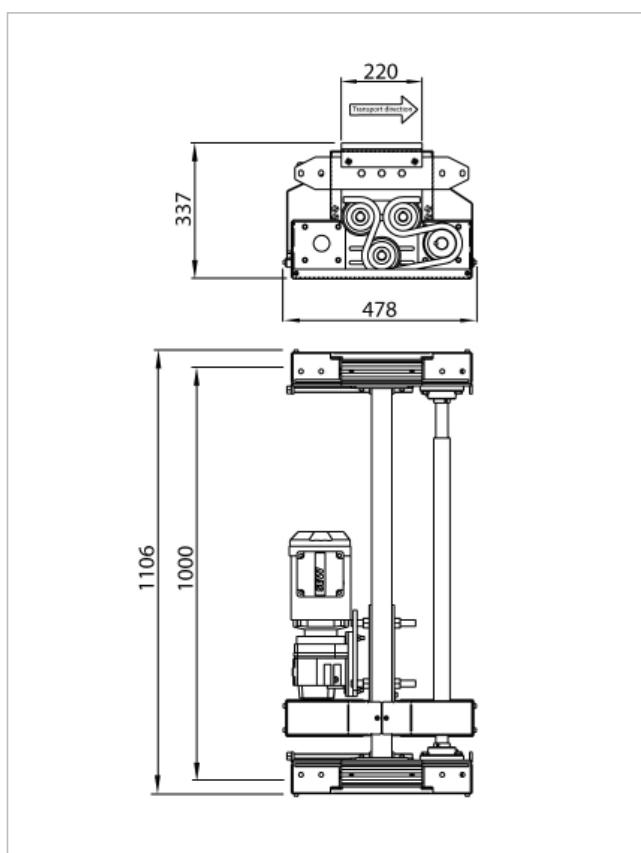
Foundation	Steel construction
Motor	Gearmotor supplied with 2m rubber cable
Voltage	3 x 230 / 400 VAC, 50 Hz
Finish	Zinc-plated



### Product data

Type	Conveyor speed m/s	Max load kg	Power kW	Current Amp 400V, 50 Hz
<b>KDU 32 - 16 - S02</b>	0.20	1600	0,75	1,8
<b>KDU 32 - 16- S03</b>	0.30	1600	1,1	2,4

Ordernumber example:  
KDU32-16-S02



# MaxiMove

## Chain conveyors , 3 - Strand Type KTD 32 -3S

Chain conveyor designed for handling heavy unit loads.  
Goods type: pallets and cartons

Capacity  
Max. load 1250 kg/m.  
Support stand pitch and type of goods affect the load capacity.

### Product description

Frame	C-profile 160 x 60 x 30 x 4 mm in steel with cover plate
Chain	5/8 " duplex
Drive unit	Underslung type KDU 32 order seperately
Support stand	Type BNS 32 order seperately
Finish	Steel detail, continuous hot galvanization (Senzimir), anodized aluminium; plastic ABS RAL 7012

### Product data

TL	Total length	1000 - 12000 mm with 200 mm pitch
CC	Nominal Width	600/400 mm 400/600 mm

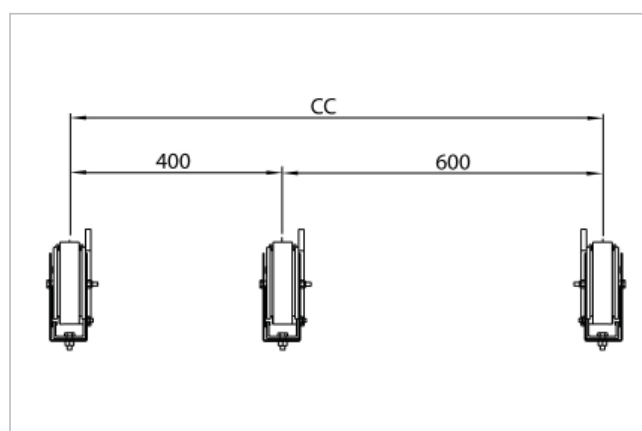
Type	CC
KTD32-3S-TL-CC600/400	600/400
KTD32-3S-TL-CC400/600	400/600

### Drive unit position

Type CC600/400 - In driving direction with left side 600 and right side 400.

Type CC400/600- In driving direction with left side 400 and right side 600.

Ordernumber example:  
KTD32-3S-TL-CC600/400



# MaxiMove

Drive unit, 3 - strand  
Type KDU 32 - 81/83

Underslung drive unit intended for chain conveyor; type KTD 32-3S.  
As standard the drive unit is placed at the unloading end of a chain conveyor; alternative placement to be specified when ordering.  
The drive unit is 40 mm wider than the associated KTD.

## Capacity

Max. load 3500 kg. Reversible load max 2000 kg.

## Product description

Foundation	Steel construction
Motor	Parallel Gearmotor supplied with 2m rubber cable
Voltage	3 x 230 / 400 V, 50 Hz
Finish	Zinc-plated

## Product data

Type	Speed m/s	Max. load kg	Power kW	Current Amp 400V, 50 Hz
KDU32-81-CC600/400-S02	0,201	1700	0,75	1,80
KDU32-81-CC400/600-S02	0,201	1700	0,75	1,80
KDU32-81-CC600/400-S03	0,312	1600	1,1	2,4
KDU32-81-CC400/600-S03	0,312	1600	1,1	2,4
KDU32-83-CC600/400-S02	0,195	3500	1,5	3,3
KDU32-83-CC400/600-S02	0,195	3500	1,5	3,3
KDU32-83-CC600/400-S03	0,307	3200	2,2	4,85
KDU32-83-CC400/600-S03	0,307	3200	2,2	4,85

Ordernumber example:  
KDU32-81-CC600/400-S02

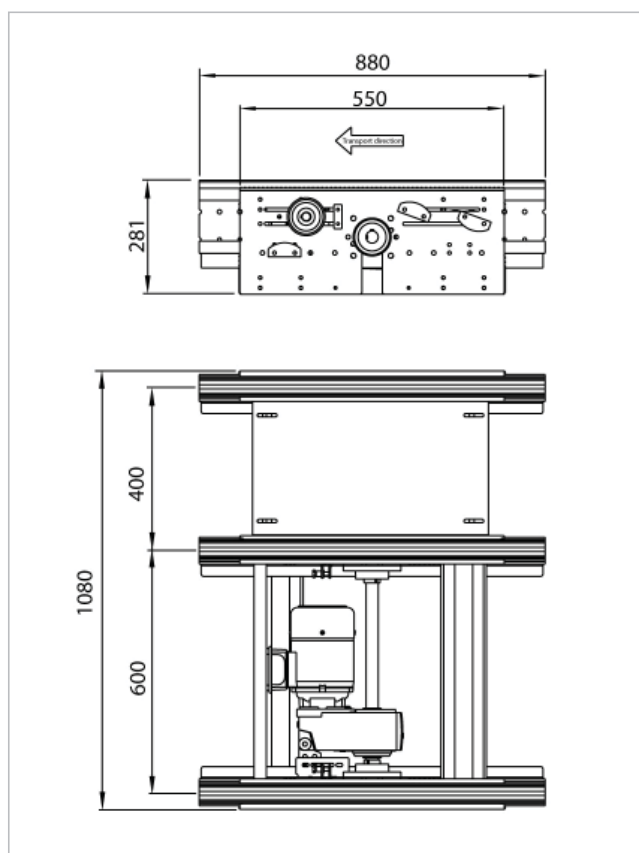



Figure shows CC600/400

# MaxiMove

## Drive Unit 3-strand (Short) Type KDU 32 - 18

Underslung drive unit intended for Chain conveyors 3-stranded type KTD 32 -3S.

As standard the drive unit is placed at the unloading end of a chain conveyor.

Capacity

Max. load 1700 kg.

Min. conveyor length for drive unit is 500 mm.

### Product description

Foundation	Steel construction
Motor	Parallel gearmotor supplied with 2m rubber cable
Voltage	3x230/400V, 50Hz
Finish	Zinc-plated

### Product data

Type	Speed m/s	Max. load kg	Power kW	Current Amp 400V, 50 Hz
KDU32-18-CC600/400-S02	0,201	1700	0,75	1,8
KDU32-18-CC400/600-S02	0,201	1700	0,75	1,8
KDU32-18-CC600/400-S03	0,312	1600	1,1	2,4
KDU32-18-CC400/600-S03	0,312	1600	1,1	2,4

Ordernumber example:

KDU32-18-CC600/400-S02

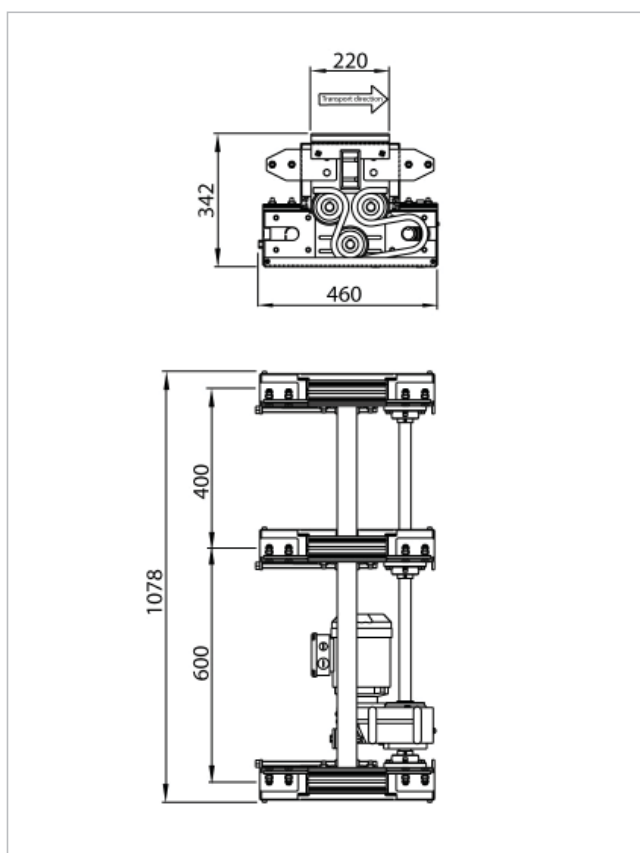



Figure shows CC400/600

# MaxiMove

## Support stand Type BNS 32 - 50 / 57

Support stand designed for chain conveyor type KTD 32.  
High support stand BNS 32-51/56 has cross-braces according to table.  
The cross-braces have fixing holes for cable rack KS 120/60.

The lowest support stand BNS 32-50 has no cross-braces or width variants. It is supplied complete for two sides. Make sure no parts of the equipment touch the floor.

### Capacity

Max. distance between supports - see diagram.

### Product description

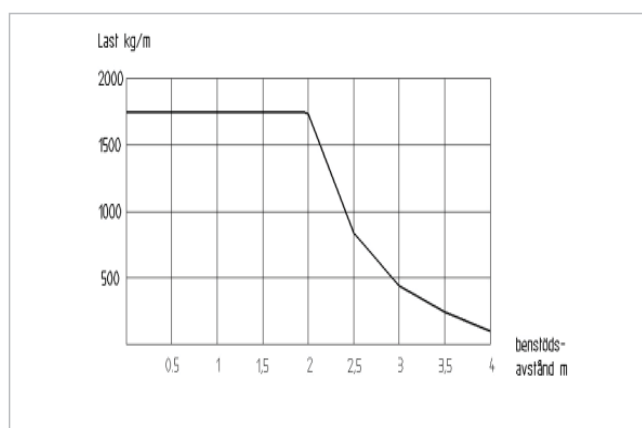
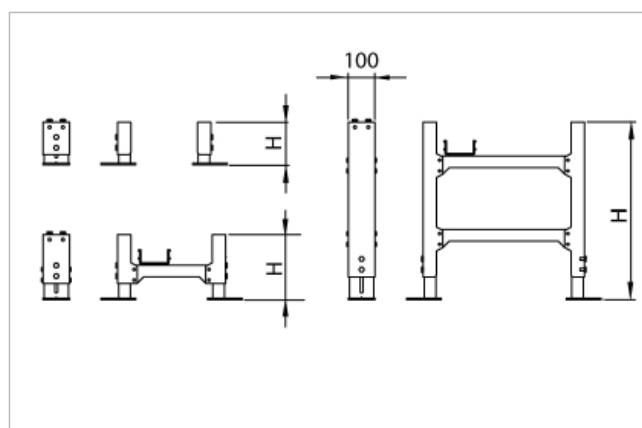
Leg, foot	Steel construction
Finish	Zinc-plated

### Product data

CC	Nominal width	1000 mm
----	---------------	---------

Type	H mm	Conveyor level, chain conveyor in mm	Number of cross-braces
<b>BNS 32 - 50</b>	128 - 170	308 - 350	0
<b>BNS 32 - 51</b>	155 - 217	335 - 397	1
<b>BNS 32 - 52</b>	190 - 287	370 - 467	1
<b>BNS 32 - 53</b>	255 - 407	435 - 587	1
<b>BNS 32 - 54</b>	365 - 517	545 - 697	1
<b>BNS 32 - 55</b>	475 - 627	655 - 807	1
<b>BNS 32 - 56</b>	585 - 737	765 - 917	2
<b>BNS 32 - 57</b>	695 - 847	875 - 1027	2

Ordernumber example:  
BNS32-50



# MaxiMove

## Support stand (Low) Type BNS 32 - 01

A very low support stand suitable for MaxiMove frame beam.  
The support stand has no cross-braces or width variants; delivered complete for two sides.  
Make sure no parts of the equipment touch the floor.

### Capacity

Max load and distance between supports, see diagram.  
Adjustable  $\pm 10^\circ$ .

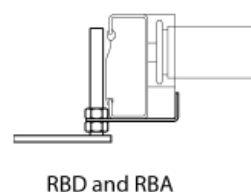
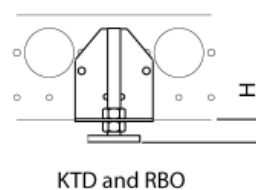
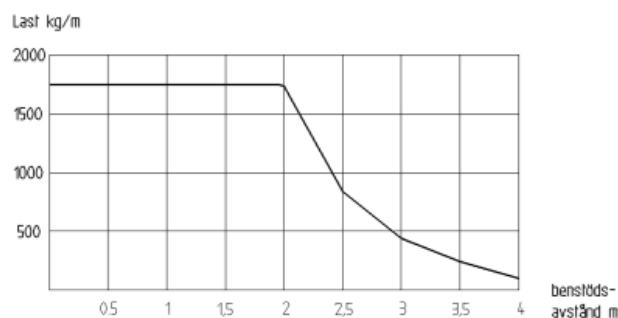

### Product description

Frame	Steel Construction
Finish	Zinc-plated

### Product data

Type	H mm	Conveyor Height
BNS 32 - 01	35-130	215-310

Ordernumber example:  
BNS32-01



# MaxiMove

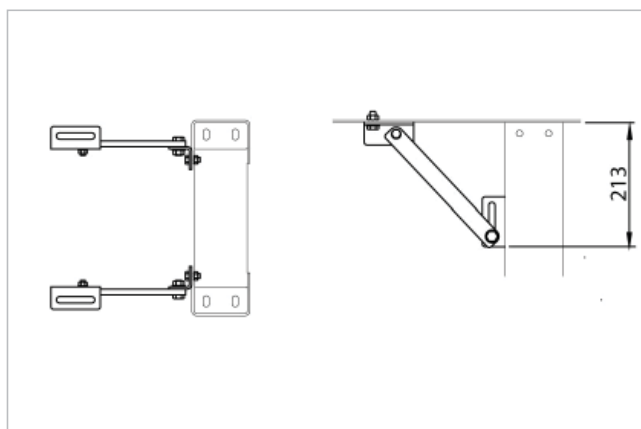
## Oblique brace kit Type BST 32 - 01

Oblique brace kit intended to stabilize the conveyor in the direction of transport; fits from BNS 32-53 to 57 and MaxiMove framework. The oblique brace kit contains screws and fixtures for both sides of the support stand.

### Product description

Brace	Steel construction
Finish	Zinc-plated

Ordernumber example:  
BST32-01



# MaxiMove

## Inclination kit Type BST 32 - 05

Inclination kit intended for BNS 32. Allows the conveyor to be inclined and the load to move due to gravitational forces.  
The inclination kit contains screws and fixtures for both sides of the support stand.

Capacity  
Max inclination  $\pm 5^\circ$ .

### Product description

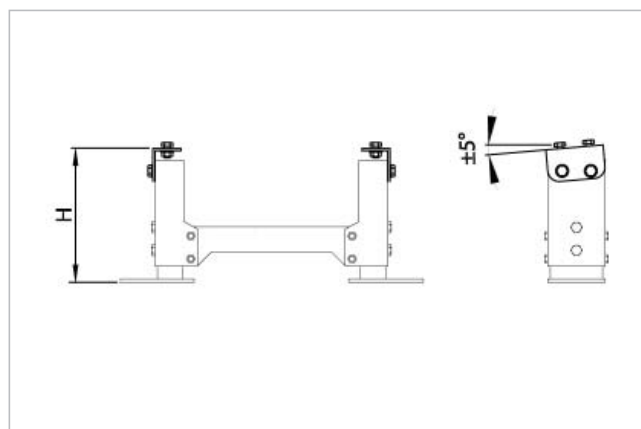
Holder	Steel construction
Note	Incl. holder and fixing screws
Finish	Zinc-plated

### Product data

When the inclination kit is fitted, the height of the support stand is altered as in the table below.

Support Stand	H mm
<b>BNS 32 - 50</b>	168 - 195
<b>BNS 32 - 51</b>	195 - 237
<b>BNS 32 - 52</b>	230 - 307
<b>BNS 32 - 53</b>	285 - 427
<b>BNS 32 - 54</b>	385 - 537
<b>BNS 32 - 55</b>	495 - 647
<b>BNS 32 - 56</b>	605 - 757
<b>BNS 32 - 57</b>	715 - 867

Ordernumber example:  
BST32-05





# MaxiMove

## Photocell assembly, direct-sensing Type RBT 32 - 83

Photocell assembly is intended to indicate goods on the roller conveyor or chain conveyor.

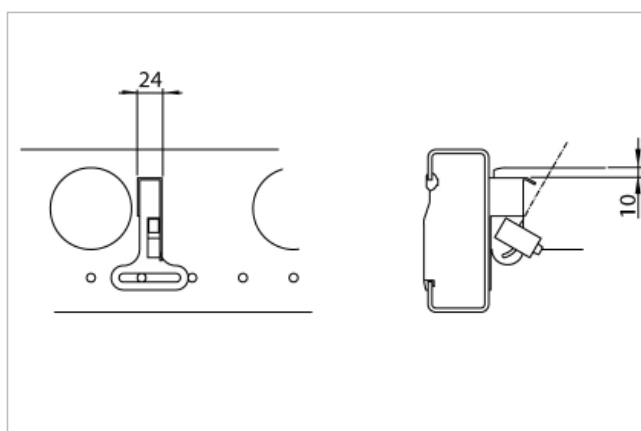
### Product description

Holder	Steel construction
Note	Fixing included
Finish	Zinc-plated

### Product data

Sensing distance	30 - 200 mm
Voltage	10 - 30 VDC
Maximum current	100 mA
Current consumption, max	30 mA
Degree of protection	IP69k
Signal type	PNP (NPN)
Connector type	M12, 4-pin

Ordernumber example:  
RBT32-83



## Photocell assembly Type KTT 32 - 180/183

The photocell assembly is intended to indicate goods on the chain conveyor. Includes mirror. Can be delivered with variants of the photo-cell function.

### Product description

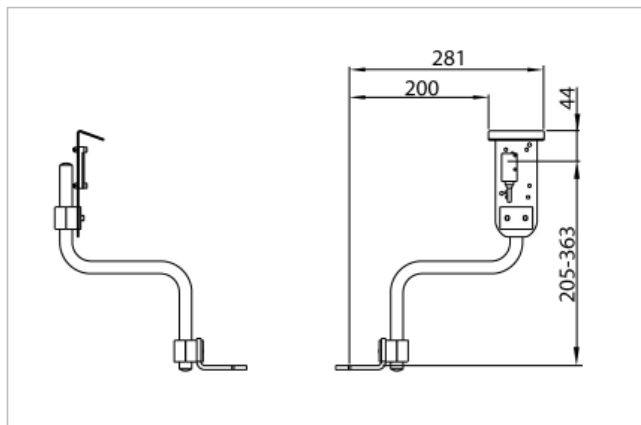
Holder	Steel and aluminium construction
Note	Fixings included
Finish	Steel, Zinc-plated; aluminium, anodised

### Product data

Sensing distance	0-2,5m
Voltage	10-30 VDC
Maximum current	100mA
Current consumption, max	30mA
Degree of protection	IP69k
Signal type	PNP
Connector type	M12, 4-pin

Type	Function
<b>KTT 32-180</b>	Mirror Reflector
<b>KTT 32-181</b>	Proximity
<b>KTT 32-182</b>	WS/WE (Transmitter/receiver)
<b>KTT 32-183</b>	Proximity with teach function

Ordernumber example:  
KTT32-80



# MaxiMove

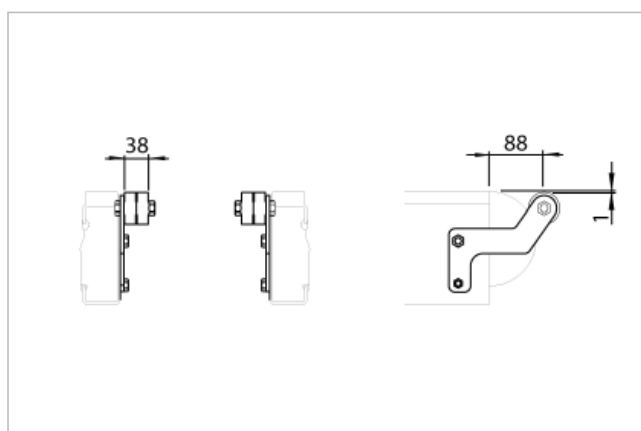
## Infill unit Type KTT 32 - 96

The infill unit is placed between two chain conveyors to support unstable products between two KTD 32s.  
The infill unit is supplied complete for two sides.

### Product description

Holder	Steel construction
Wheel	Ball-bearing steel wheel
Note	Fixings included
Finish	Zinc-plated

Ordernumber example:  
KTT32-96



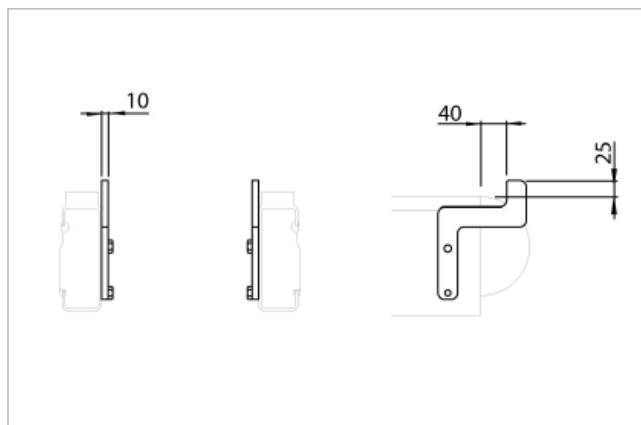
## End stop Type KTT 32 - 25

The end stop is intended for chain conveyor KTD 32.  
The end stop is supplied complete for two sides.

### Product description

Holder	Steel construction
Note	Fixings included
Finish	Zinc-plated

Ordernumber example:  
KTT32-25



# MaxiMove

## Blade stop Type KTT 32 - 11

The blade stop is designed for chain conveyor type KTD 32, to straighten up light loads. Pneumatic function.

Capacity  
Max goods weight 200 kg.

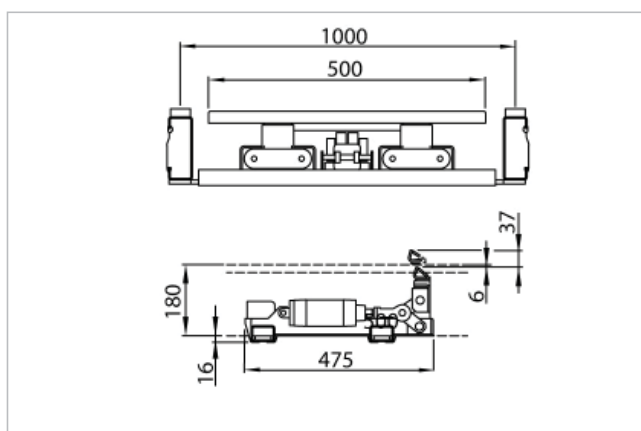
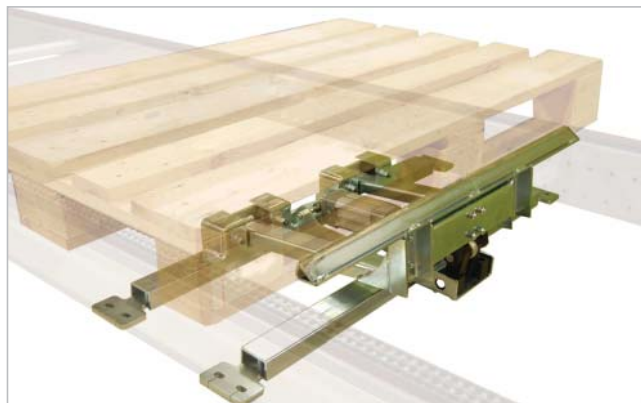
### Product description

Frame, stop, holder	Steel construction
Other	Fixings included
Finish	Zinc-plated

### Product data

CC	Nominal width	1000 mm
----	---------------	---------

Ordernumber example:  
KTT32-11-CC1000





# MaxiMove

## Foldable part Type KTT 32 - 98

KTT32-98 is designed for use together with automatic fire doors. The product is on hold horizontal by electrical magnets.

Capacity  
Max goods weight 1250 kg/m.

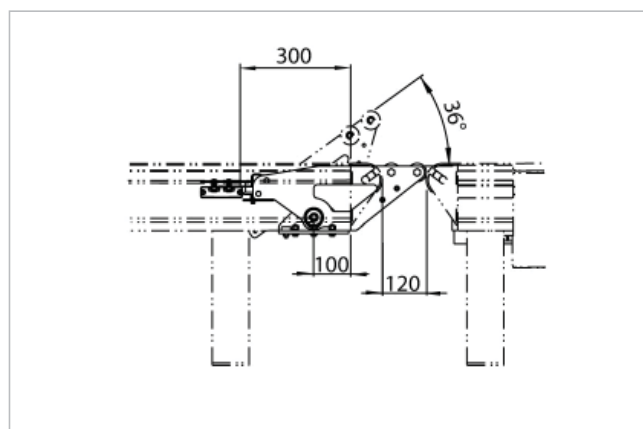
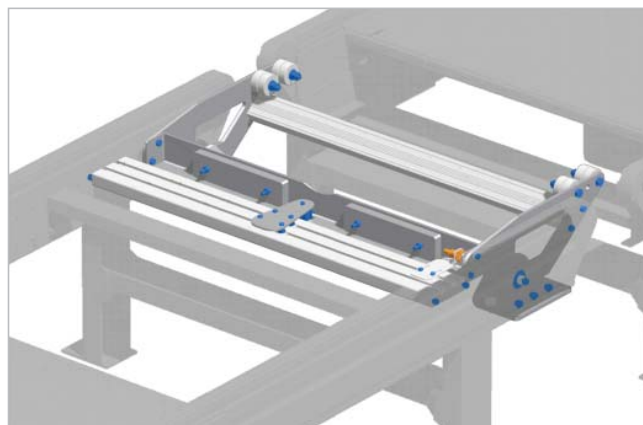
### Product description

Frame, stop, holder	Steel construction
Other	Fixings included
Finish	Zinc-plated

### Product data

CC	Nominal width	1000 mm
----	---------------	---------

Ordernumber example:  
KTT32-98-CC1000



## Foldable part 3 - strand Type KTT 32 - 99

KTT32-99 is designed for use together with automatic fire doors. The product is on hold horizontal by electrical magnets.

Capacity  
Max goods weight 1250 kg/m.

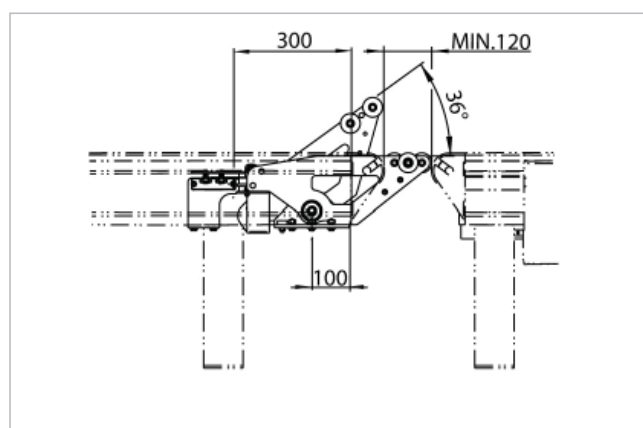
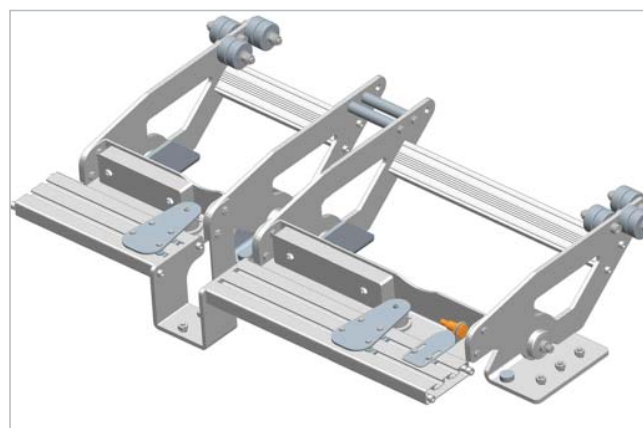
### Product description

Frame, stop, holder	Steel construction
Note	Fixings included
Finish	Zinc-plated

### Product data

NW	Nominal width	600/400, 400/600mm
----	---------------	--------------------

Ordernumber example:  
KTT32-99-CC600/400



# MaxiMove

## Transfer section Type RVD 32 - F2

Transfer section type RVD 32-F2 is designed for connection to roller conveyor type RBD 32, and can be combined with chain conveyors, transfer section KVR 32. Pneumatic driven lifting movement

Capacity  
Max load 1000 kg.

### Product description

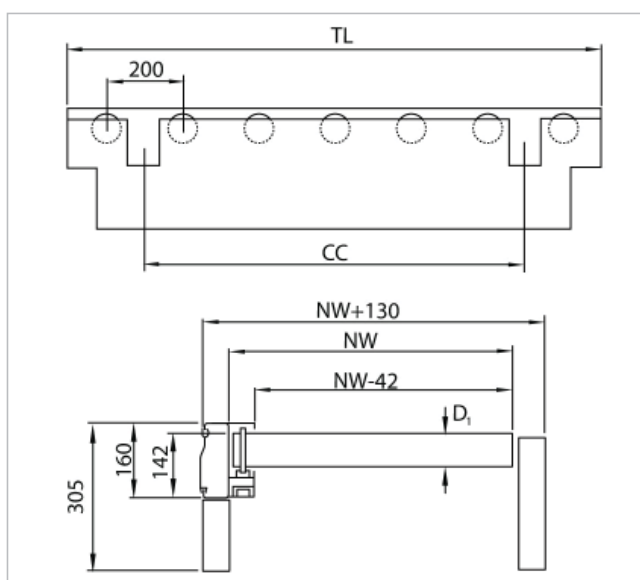
Frame	C-profile 160 x 60 x 30 x 4 mm in steel with cover plate of aluminium
Support stand	Type BNS 32 order separately
Lifting movement	Pneumatic with rubber bellows
Other	Valve type RBT32-142 ordered separately
Finish	Steel detail NW950 zinc-plated, Steel detail NW1150 RAL 7037, plastic ABS RAL 7012

### Product data

P	Roller Pitch	150 mm
D1	Roller diameter	Ø80 mm

Type	NW	CC mm	TL mm	Lifting/ lowering time s	Lifting height over rollers mm
RVD 32 - F2	950, 1150	1000	1400	3,3	15

Ordernumber example:  
RVD32-F2-NW950-P150



# MaxiMove

## Transfer section Type KVR 32 - 01 / 03

Transfer section type KVR 32-01/03 is intended for connection to chain conveyor KTD 32 and can be combined with roller conveyors, transfer section RVD 32 - F2.

Capacity  
Lifting capacity 1200 kg.

### Product description

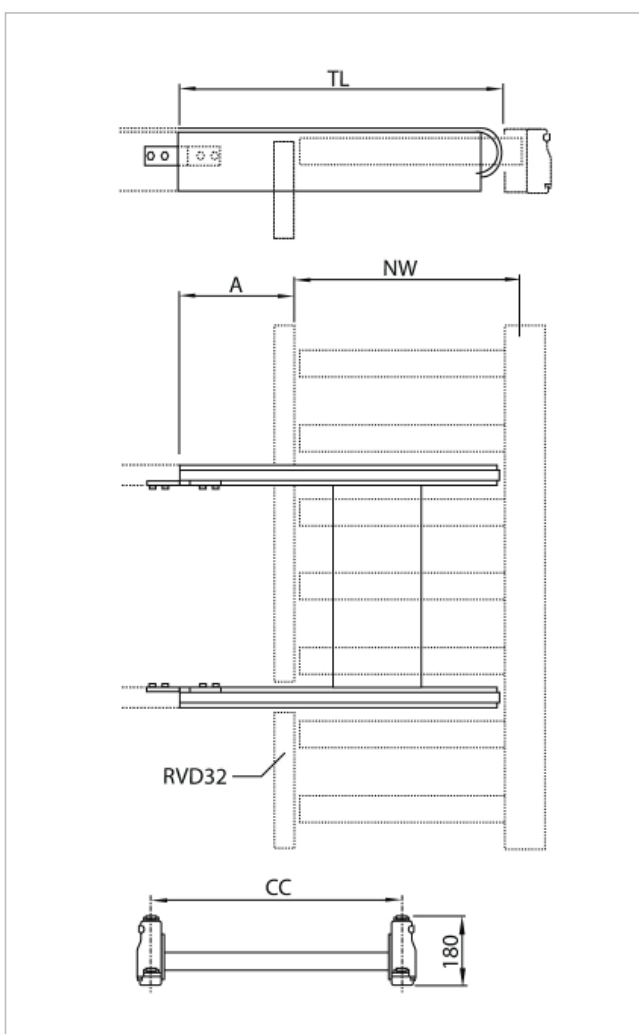
Frame	C-profile 160 x 60 x 30 x 4 mm in steel with cover plate
Holder	Steel construction
Note	Fixings included
Chain	5/8 " duplex
Drive unit	Slave drive from adjacent chain conveyor
Finish	Steel detail, zinc-plated resp. continuous hot galvanization (Sendzimir), plastic ABS RAL 7012

### Product data

Type	TL mm	A mm	CC mm	NW mm	Load kg
<b>KVR 32 - 01</b>	1140	250	1000	950	1200
<b>KVR 32 - 03</b>	1290	200	1000	1150	1200

Ordernumber example:  
KVR32-01-NW950

Transfer section RVD32-F2 combined with transfer section type KVR32-01/03 as a functional unit.





# MaxiMove

## Transfer section Type RVD 32 - FE2S

Transfer section type RVD 32-FE2S is designed for connection to roller conveyor type RBD 32, and can be combined with chain conveyors, transfer section KVR 32-E01/E03. Electric driven lifting movement.

Capacity  
Max load 1150 kg.

### Product description

Frame	C-profile 160 x 60 x 30 x 4 mm in steel with cover plate of aluminium
Support stand	Type BNS 32 order separately
Lifting movement	Gearmotor supplied with 2m rubber cable, electrical
Voltage	3x230/400 VAC, 50Hz
Finish	Steel detail, zinc-plated, plastic ABS RAL 7012

### Product data

P	Roller Pitch	150 mm
D1	Roller diameter	Ø80 mm

Type	NW mm	CC mm	TL mm
RVD 32 - FE2S - NW950	950	1000	1400
RVD 32 - FE2S - NW1150	1150	1000	1400

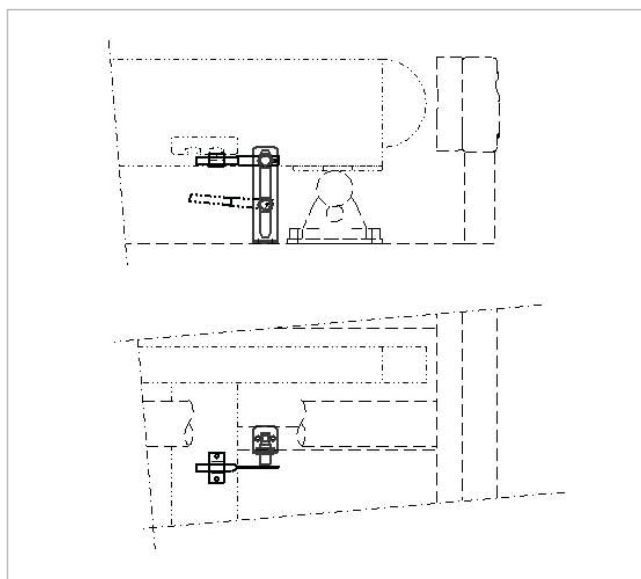
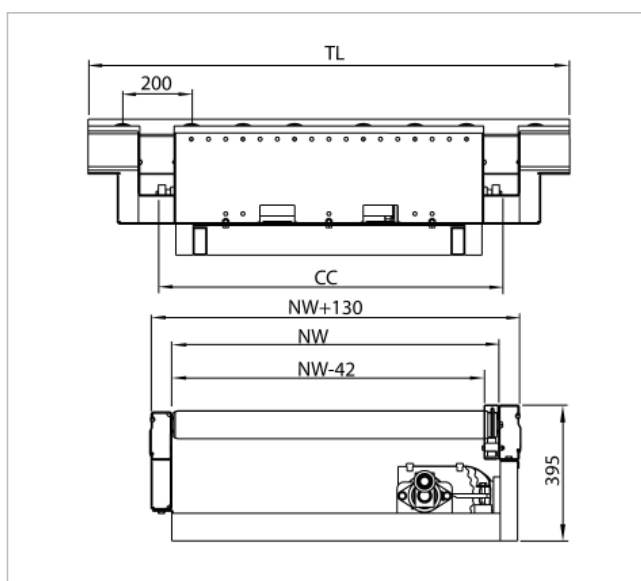
Type	Max load Kg	Power kW	Current Amps 400V 50 Hz	Lifting /lowering-time S	Lift height over rollers
RVD 32 - FE2S - NW950	1150	0,37	1,1	3,3	15mm
RVD 32 - FE2S - NW1150	1050	0,37	1,1	3,3	15mm

Ordernumber example:  
RVD32-FE2S-NW950

## Height Indicator Type KTT 32 - 40

Height indicator type KTT32-40 is designed for KVR 32-E01/E03 electric.

Ordernumber example:  
KTT32-40



# MaxiMove

## Transfer section Type KVR 32 - E01 / E03

Transfer section type KVR 32 - E01/E03 is intended for connection to chain conveyor KTD 32 and can be combined with roller conveyors, transfer section RVD 32 - FE2S.

Capacity  
Lifting capacity 1000 kg.

### Product description

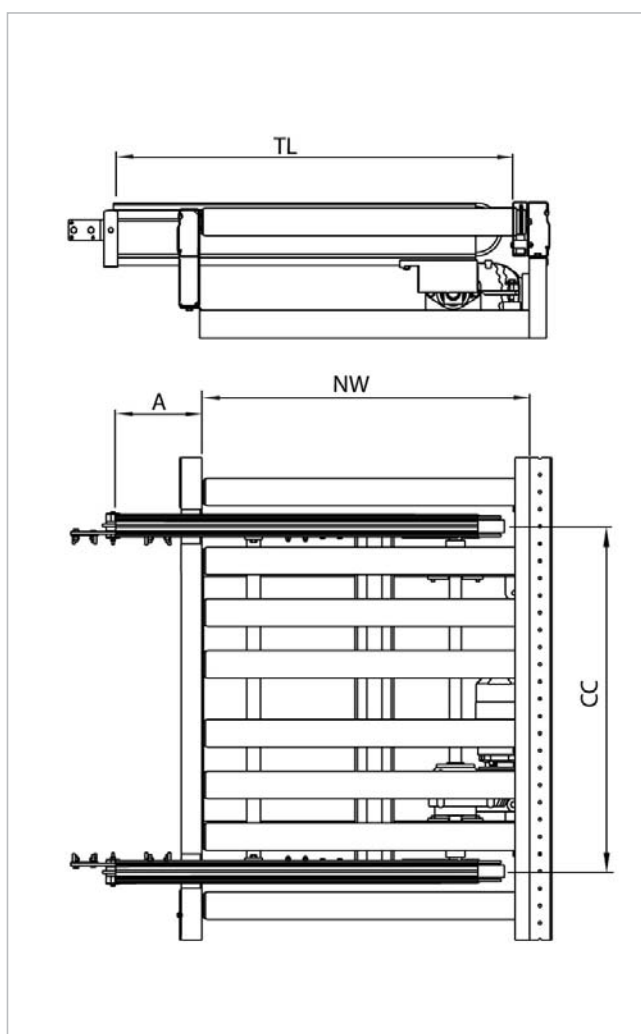
Frame	C-profile 160 x 60 x 30 x 4 mm in steel with cover plate
Holder	Steel construction
Note	Fixings included
Chain	5/8 " duplex
Drive unit	Slave drive from adjacent chain conveyor
Finish	Steel detail, zinc-plated resp. continuous hot galvanization (Sendzimir), plastic ABS RAL 7012

### Product data

Type	TL mm	A mm	CC mm	NW mm	Load kg
<b>KVR 32 - E01</b>	1140	250	1000	950	1000
<b>KVR 32 - E03</b>	1290	200	1000	1150	1000

Ordernumber example:  
KVR32-E01-NW950

Transfer section type RVD32 - FE2S combined with transfer section type KVR - E01 / E03.



# MaxiMove

## Transfer Section 3-strand Type RVD 32 - FE4S / FE5S

Transfer section type RVD 32-FE4S/FE5S is designed for connection to roller conveyor type RBD 32, and can be combined with chain conveyors, transfer section KVR 32-E06/E07. Electric driven lifting movement.

Capacity  
Max load 1000 kg.

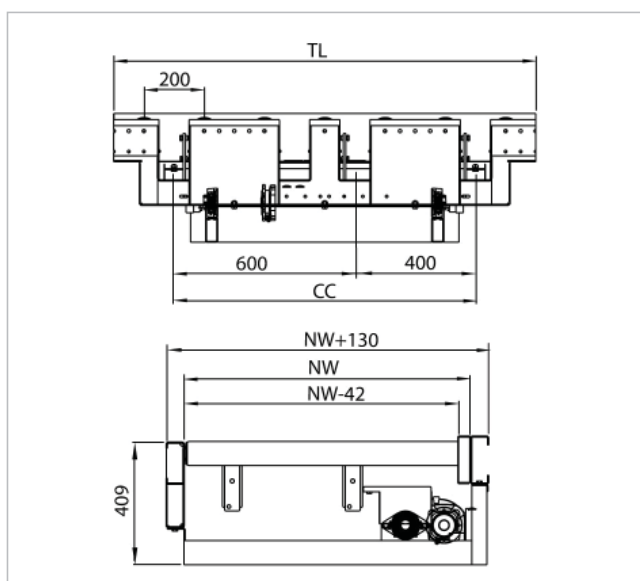
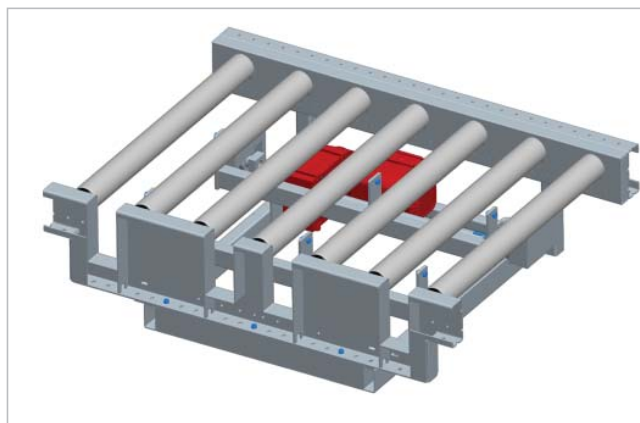
### Product description

Frame	C-profile 160 x 60 x 30 x 4 mm in steel with cover plate of aluminium
Support stand	Type BNS 32 ordered separately
Lifting movement	Electrical, Gearmotor supplied with 2m rubber cable
Voltage	3x230/400VAC, 50Hz
Finish	Steel detail, zinc-plated, plastic ABS RAL 7012

### Product data

P	Roller Pitch	200 mm
D1	Roller diameter	Ø80 mm

Type	NW mm	CC mm	TL mm
RVD 32 - FE4S-NW950-CC600/400	950	600/400	1400
RVD 32 - FE4S-NW1150-CC600/400	1150	600/400	1400
RVD 32 - FE5S-NW950-CC400/600	950	400/600	1400
RVD 32 - FE5S-NW1150-CC400/600	1150	400/600	1400



Type	Max load Kg	Power kW	Current Amps 400V 50 Hz	Lifting/Lowering time S	Lift height over rollers
RVD 32 - FE4S-NW950-CC600/400	1000	0,37	1,1	3,3	15mm
RVD 32 - FE4S-NW1150-CC600/400	1000	0,37	1,1	3,3	15mm
RVD 32 - FE5S-NW950-CC400/600	1000	0,37	1,1	3,3	15mm
RVD 32 - FE5S-NW1150-CC400/600	1000	0,37	1,1	3,3	15mm

Ordernumber example:  
RVD32-FE4S-NW950-CC600/400

# MaxiMove

## Transfer Section 3-Strand Type KVR 32 - E06 / E07

Transfer section type KVR 32-E06/E07 is intended for connection to chain conveyor KTD 32 and can be combined with roller conveyors, transfer section RVD 32 - FE4S/FE5S.

Capacity  
Lifting capacity 1200 kg.

### Product description

Frame	C-profile 160 x 60 x 30 x 4 mm in steel with cover plate
Holder	Steel construction
Note	Fixings included
Chain	5/8 " duplex
Drive unit	Slave drive from adjacent chain conveyor
Finish	Steel detail, zinc-plated resp. continuous hot galvanization (Sendzimir), plastic ABS RAL 7012

### Product data

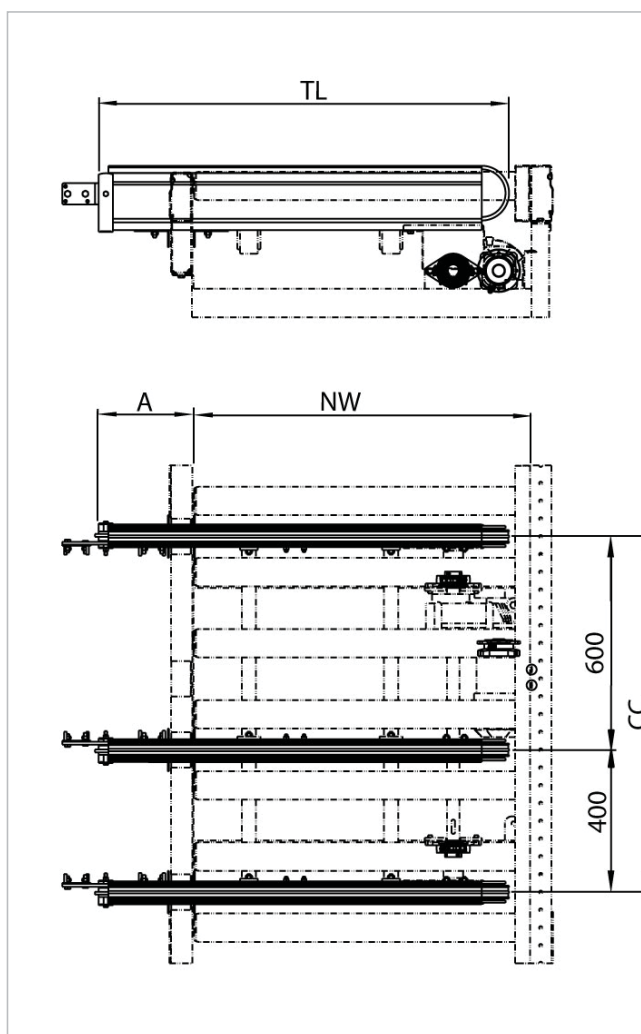
Type	TL mm	A mm	CC mm	NW mm	Load kg
KVR 32 - E06 -NW950-CC600/400	1140	250	600/400	950	1200
KVR 32 - E06-NW1150-CC600/400	1290	200	600/400	1150	1200
KVR 32 - E07-NW950-CC400/600	1140	250	400/600	950	1200
KVR 32 - E07-NW1150-CC400/600	1290	200	400/600	1150	1200

Type CC600/400 - In driving direction with left side 600 and right side 400.

Type CC400/600- In driving direction with left side 400 and right side 600.

Ordernumber example:  
KVR32-E06-NW950-CC600/400

Transfer section type RVD32 - FE4S / FE5S combined with transfer section type KVR - E06 / E07.





# MaxiMove

## Transfer section Type RVX 32 - FE2S

4-way transfer section RVX 32-FE2S with electric driven lifting movement is designed to be placed independently in crossing between roller conveyor type RBD 32 and chain conveyor type KTD 32.

### Capacity

Lifting capacity 1000 kg.

Max load chain conveyor 1000kg.

Max load roller conveyor 1200kg

### Product description

Frame	Steel construction
Motor	3 Gearmotor all supplied with 2m rubber cable
Voltage	3x230/400VAC, 50Hz
Finish	Zinc-plated
Support stand	BNS 32 order seperately

### Product data

TL	Total Length	1400 mm
NW	Nominal Width Roller	950 mm, 1150 mm
CC	Nominal Width Chain	1000 mm
P	Roller Pitch	200 mm

Type	Lifting/ Lowering time S	Lift height over rollers	Speed chain conveyor s	Speed roller conveyor
RVX32-FE2S-S02-NW950	3,3	15mm	0,2	0,21
RVX32-FE2S-S03-NW950	3,3	15mm	0,304	0,31
RVX32-FE2S-S02-NW1150	3,3	15mm	0,2	0,21
RVX32-FE2S-S03-NW1150	3,3	15mm	0,304	0,31

Ordernumber example:  
RVX32-FE2S-S02-NW950

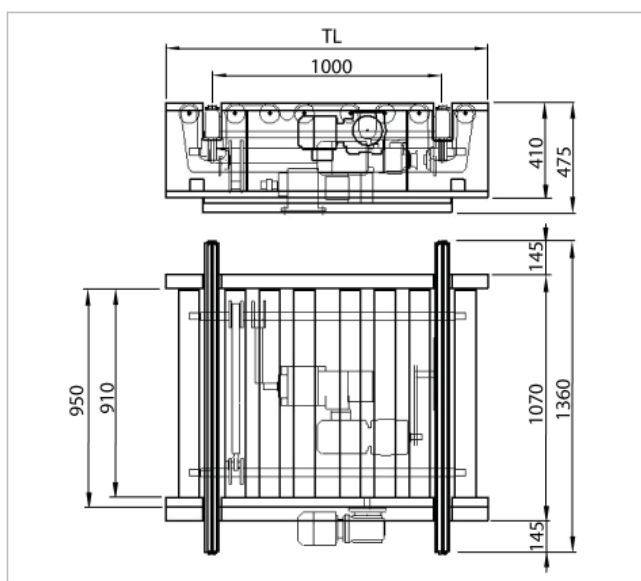


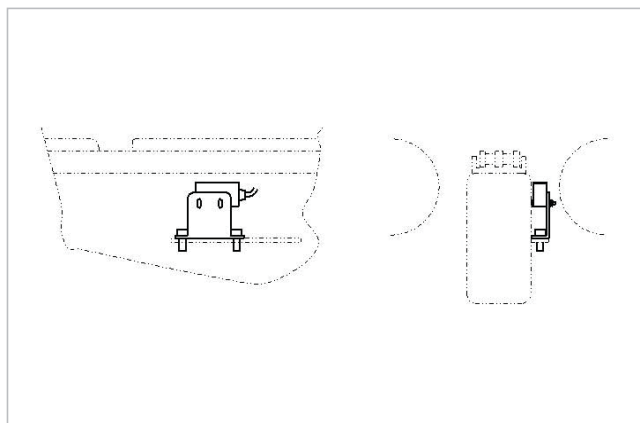
Figure shows NW950

# MaxiMove

## Photocell Assembly, direct-sensing Type KTT 32 - 41

Photocell Assembly type KTT32-41 intended to indicate goods on the roller conveyor for 4-way transfer type RVX32-FE2S. Mounted diagonally for indication in all transport directions. Bracket has two mounting options depending on speed.

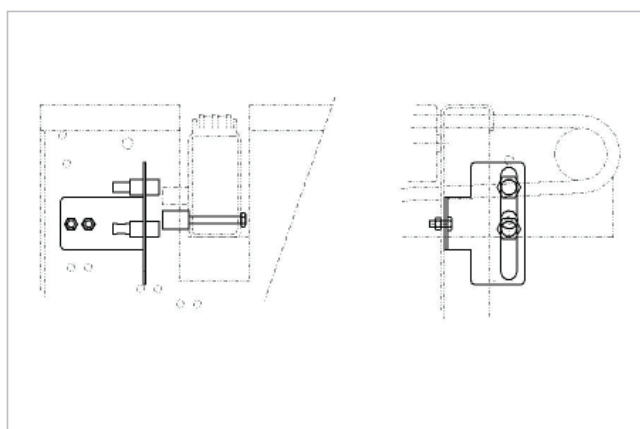
Ordernumber example:  
KTT32-41



## Height Indicator Type KTT 32 - 42

Two indicators to indicate transfer upper and lower position for 4-ways transfer type RVX32-FE2S.

Ordernumber example:  
KTT32-42



# MaxiMove

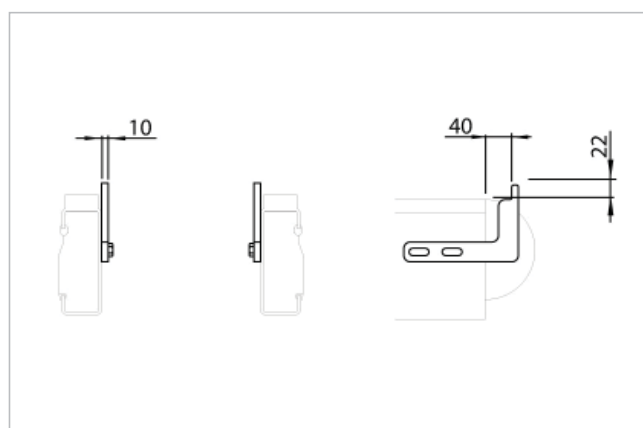
## End stop Type KTT 32 - 24

End stop intended for KVR 32 when transferring from it to transfer section, type RVD 32-R2.  
The end stop is supplied complete for two sides.

### Product description

Profile	Steel construction
Note	Fixings included
Finish	Zinc-plated

Ordernumber example:  
KTT32-24



## Indicator Type KTT 32 - 22

Indicator for chain transfer KVR 32 to indicate when the unit is in lower position.

### Product description

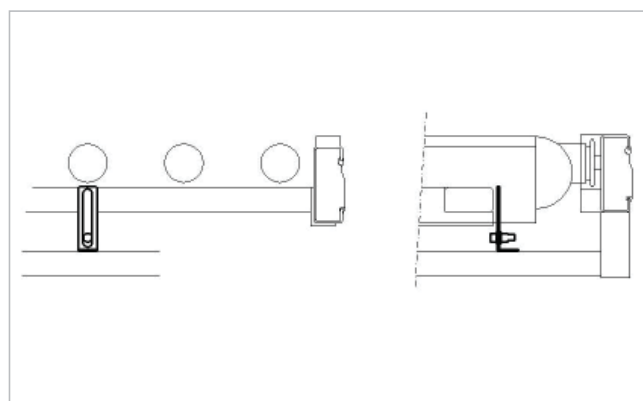
Holder	Steel construction
Sensor	Inductive sensor
Note	Fixings included
Finish	Zinc-plated

### Product data

Voltage	10 - 30 VDC
Maximum current	200 mA
Current consumption, max	10 mA
Sealing	IP 67
Signal type	PNP
Connector type	M12, 4-pole

Option:  
KTT32-26 with two indicators. One indicates when the unit is in lower position and one indicate when the unit is in upper position. For more information please contact KNAPP AB.

Ordernumber example:  
KTT32-22



# MaxiMove

## Photocell assembly, direct-sensing Type KTT 32 - 21

Intended to indicate when the pallet is in position on chain transfer unit KVR 32.

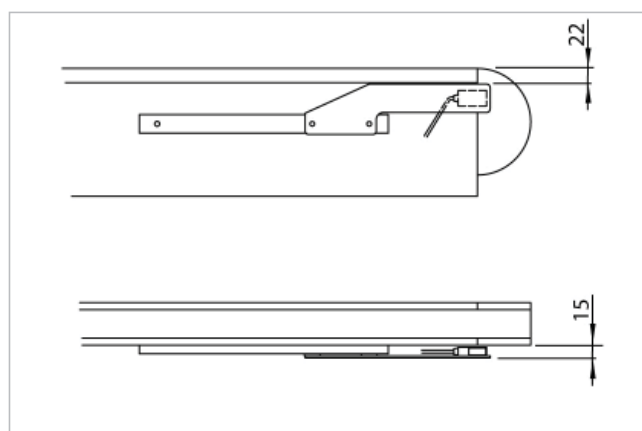
### Product description

Holder	Steel construction
Sensor	Photocell, direct sensing
Note	Fixings included
Finish	Zinc-plated

### Product data

Sensing distance	30 - 200 mm
Voltage	10 - 30 VDC
Maximum current	100 mA
Current consumption, max	30 mA
Sealing	IP 69
Signal type	PNP (NPN)
Connector type	M12, 4-pole

Ordernumber example:  
KTT32-21



## Valve kits Typ RBT 32 - 141 / - 145

Valve kit for equipment with pneumatic operation.

### Product description

Valve kit contains	5/2-valve monostable Voltage: 24 VDC, Power 1,9 W
	Silencer
	Connecting nipples
	Hose

### Productdata

Type	Designed for
<b>RBT 32 - 141</b>	Blade stop RBT 32-01
<b>RBT 32 - 141</b>	Seperation stop RBT 32-11
<b>RBT 32 - 142</b>	Transfer section RVD 32 R; RVA 32 R; KVR 32-01/04
<b>RBT 32 - 143</b>	Lowering check for pallet magazine PML 32; PMK 32
<b>RBT 32 - 144</b>	Control valve for pallet magazine PML 32; PMK 32
<b>RBT 32 - 145</b>	Stacker for pallet magazine PML 32; PMK 32

Ordernumber example:  
RBT32-141



# MaxiMove

Fixed end stop  
Type RBT 32 - 22

Fixed end stop for RVD32.

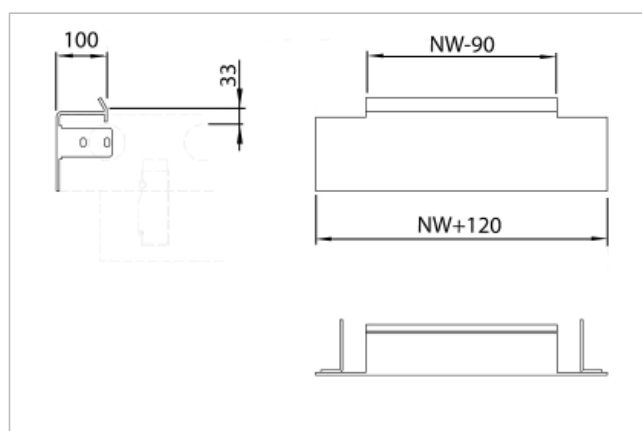
## Product description

Material	Steel construction
Others	Fixings included
Finish	Zinc-plated

## Product data

Type	NW
<b>RBT 32-22-NW950</b>	950
<b>RBT 32-22-NW1150</b>	1150

Ordernumber example:  
RBT32-22-NW950



# MaxiMove

## Pallet checking unit Type RBT 32 - 200

Checking unit RBT 32 - 200 is intended to be mounted at the roller conveyor type RBD 32 to check for free tunnels and non-broken bottom runners.

### Product description

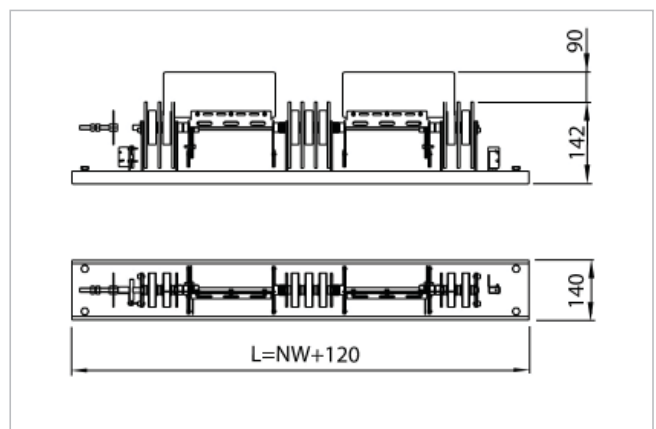
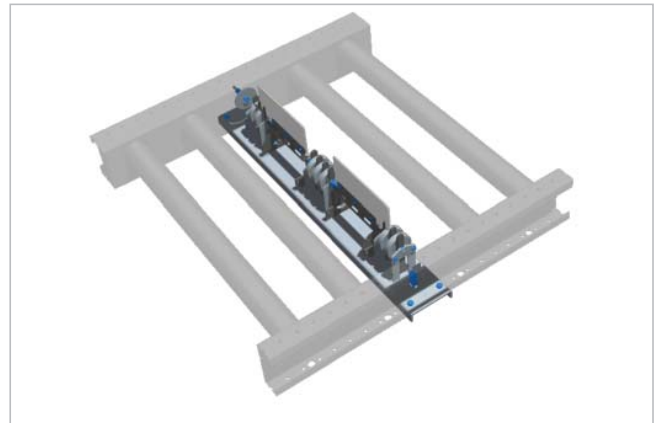
Frame	C-profile 160 x 60 x 30 x 4 mm in steel with cover plate
Roller	Ø80, Steel, Zinc-plated
Support stand	Type BNS 32
Finish	Zinc-plated

### Product data

L	Length	NW+120 mm
D1	Roller diameter	80 mm
NW	Nominal width	950, 1150 mm
P	Roller pitch	150, 200 mm

Type	NW	P
<b>RBT 32-200-NW950</b>	950	150/200
<b>RBT 32-200-NW1150</b>	1150	150/200

Ordernumber example:  
RBT32-200-NW950-P200



# MaxiMove

## Outer format check Type OFC 32

Outer format check OFC 32 is intended to ensure the loaded pallets dimension.

### Product description

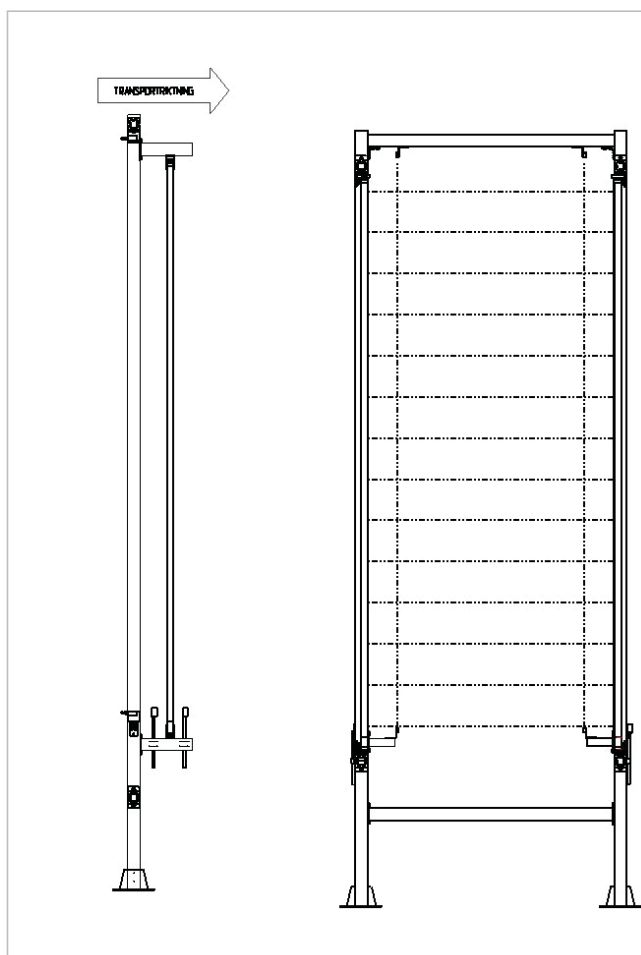
Frame	Aluminium
Finish	Anodized

### Product data

Photocell type	Mirror resp. with sender and receiver
Sensing distance	0-2,5m resp. 5m
Operational Voltage	10-30VDC
Power consumption	100mA
Housing class	IP67
Output type	PNP (NPN)
Connection type	M12, 4 pins

Light curtain type	MLG 5
Sensing distance	Max. 5m
Operational Voltage	DC 18V, 30V
Power consumption	100mA
Housing class	104 resp. 140mA
Output type	PNP
Connection type	M12, 8- pins

Ordernumber example:  
OFC 32



# MaxiMove

## Turntable Type VBR 32 -10 (type VBK 32-10)

The turntable is used to change the direction of conveying.  
Turntable type VBR 32 can be combined with roller conveyor types RBO 32, RBD 32 and RBA 32.

Type VBK 32-10

(Turntable type VBK 32 can be combined with chain conveyor type KTD 32.

This alternative is not specified here – contact KNAPP AB for information.)

Capacity

Max load 1200 kg.

Turning speed 90°/ 4,5 s, 180°/ 8 s.

### Product description

Frame	Steel
Covers	Steel
Drive unit	Gearmotor 0,37kW with 2m rubber cable
Voltage	3 x 230 / 400 V, 50 Hz
Finish	Steel detail, zinc-plated

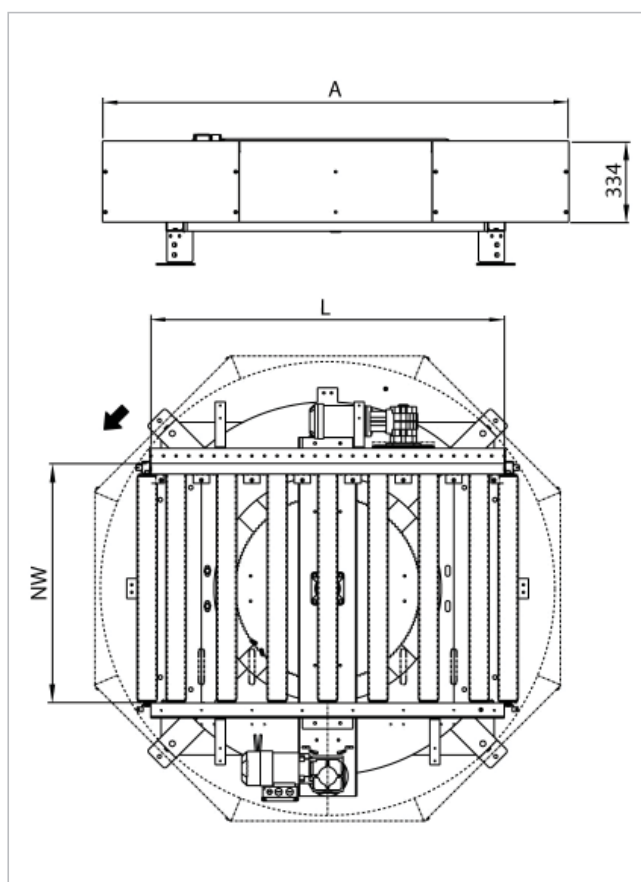
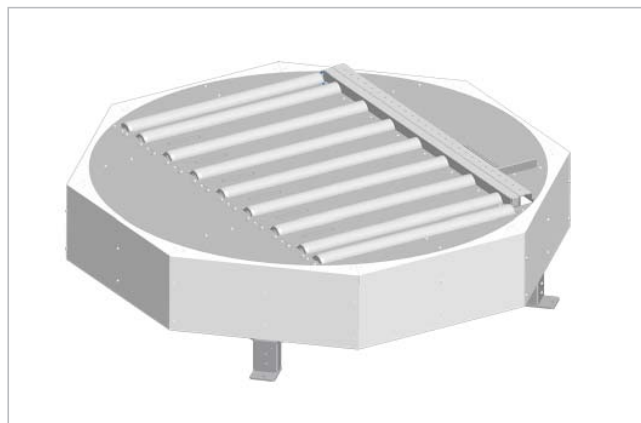
### Product data

V°	Turning angle	90° or 180° Specify when ordering
L	Conveyor length	1400 mm
NW	Nominal width	950 mm
H	Height top of roller	Notify when ordering

Type	A mm
VBR 32 - NW950	1847

For width NW1150 contact KNAPP AB

Ordernumber example:  
VBR32-NW950



# MaxiMove

## Transfer car Type TVR 32 (type TVK 32)

The transfer car is used for transferring goods between parallel conveyors. Transfer car type TVR 32 can be combined with roller conveyor types RBO 32, RBD 32 and RBA 32.

### Type TVK 32

(Transfer car type TVK 32 can be combined with chain conveyor type KTD 32. This alternative is not specified here – contact KNAPP AB for information.)

Turntable type VBR 32 (type VBK 32) can be applied to transfer car type TVR 32 (type TVK 32).

### Capacity

Max load 1200 kg.

### Product description

Car	Steel construction
Transfer speed	0-2 m/s
Note	Roller conveyor ordered separately: Conductor rail ordered separately Rail ordered separately Cable channel ordered separately Electrical cabinet ordered separately
Wheels	Polyurethane coated steel wheels, ø 250 mm
Finish	Steel detail, zinc-plated resp. powder painted RAL 7037 grey

### Product data

NW	Nominal width	950, 1150 mm
TL	Total Length	1400 mm

Type	L mm
<b>TVR 32 - NW950</b>	1972
<b>TVR32 - NW1150</b>	1972+200

### Safety

The transfer car is normally used within a closed-off area.

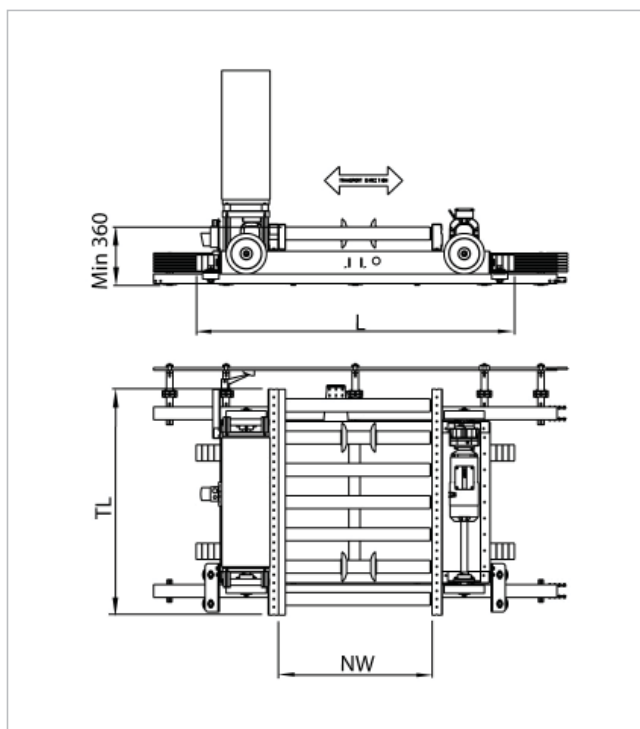
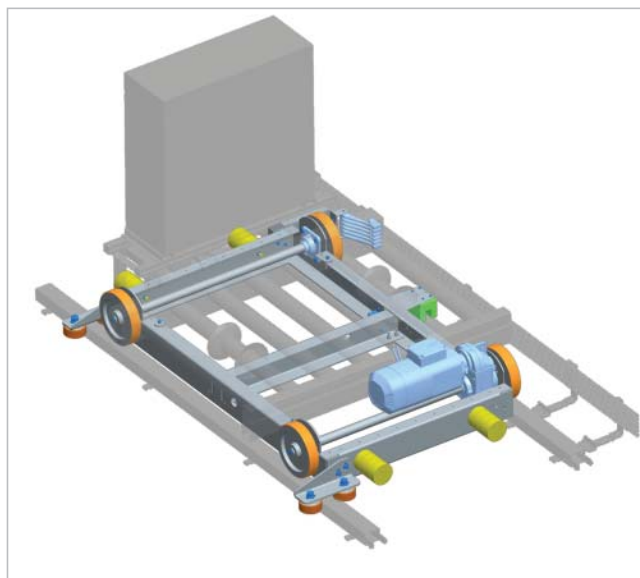
### Option:

Transfer car TVR32-11 used for two pallet places please contact KNAPP AB.

For further information and ordering, please contact KNAPP AB

### Ordernumber example:

TVR32-NW950





# MaxiMove

## Modular Belt Conveyor Type PGL 32

Beltconveyor PGL 32 designed for horizontal transport of pallets or other selfsupporting packages.

Capacity  
Max 1000 kg/pall

### Product description

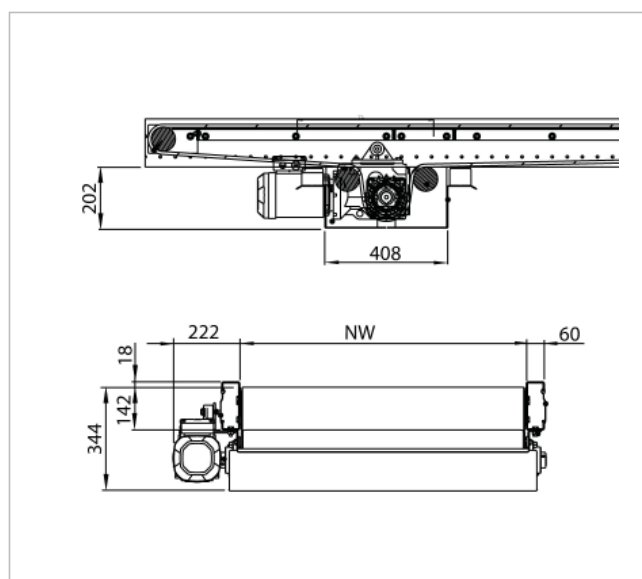

Material	C-profile 160 x 60 x 30 x 4 mm in steel with cover plate
Drive unit	Underslung
Finish	Zinc-plated

### Product data

TL	Total Length	min 1400 mm-5000 mm, with pitch of 200 mm
----	--------------	---

Type	NW mm	Position	Speed m/s
PGL 32-NW950-TL-S02-LT	950	Left	0,2
PGL 32-NW950-TL-S02-RT	950	Right	0,2
PGL 32-NW1150-TL-S02-LT	1150	Left	0,2
PGL 32-NW1150-TL-S02-RT	1150	Right	0,2
PGL 32-NW950-TL-S03-LT	950	Left	0,3
PGL 32-NW950-TL-S03-RT	950	Right	0,3
PGL 32-NW1150-TL-S03-LT	1150	Left	0,3
PGL 32-NW1150-TL-S03-RT	1150	Right	0,3

Ordernumber example:  
PGL32-NW950-TL-S02-LT



## Scale unit Type RWC 32

Roller Conveyor with scale unit. The scale unit measures the weight of the pallets (load) and sends information to control module. Static and Continuous weighing.

Capacity  
Max load 1000-1500 kg (excl. roller conveyor)

### Product description

Frame	Steel construction
Finish	Zinc-plated

### Product data

TL	Total Length	1600 mm
P	Roller Pitch	200 mm
NW	Nominal width	950 mm, 1150 mm

Type	Function
RWC 32-01	Simple checkweigher that provides signal when max weight is exceeded. No display. Output digital I/O.
RWC 32-11	Used to display current weight, with output to control-system. Display. Output RS232.
RWC 32-21	No display. Output Profibus DP.



Ordernumber example:  
RWC32-01-NW950

# MaxiMove

## Pallet magazine Type PML 32

Pallet magazine PLM 32 is designed to be used as a buffer for loading pallets, and to feed pallets to a conveyor for further processing. Pallet magazine type PML 32 is designed to handle EUR-pallet and lengthways infeed pallets.

*Pallet magazine for stacking of pallets can be supplied - please contact KNAPP AB.*

### Product description

Foundation, frame	Steel construction
Drive unit	Pneumatic with connection pressure 6 bar. Valve kit type RBT 32-143 / -145 is ordered separately
Note	Support stands for freestanding pallet magazines are available. State when ordering with <b>TNR</b> or <b>TNK</b>
Finish	Steel detail, zinc-plated resp. powder painted RAL 7037 grey.

Pallet capacity	15 (EUR-standard)
Cycle time	10 - 15 s / pallet

### Product data

Type	Pallet format mm	C mm	Outfeed
<b>PML 32 - 501 - 13</b>	1200 x 800	1050	01, 03
<b>PML 32 - 501 - 02</b>	1200 x 800	1050	02
<b>PML 32 - 502 - 13</b>	1200 x 1000	1250	01, 03
<b>PML 32 - 502 - 02</b>	1200 x 1000	1250	02

Support stand for freestanding pallet magazine  
**TNR** Conveyor height (Roller conveyor)

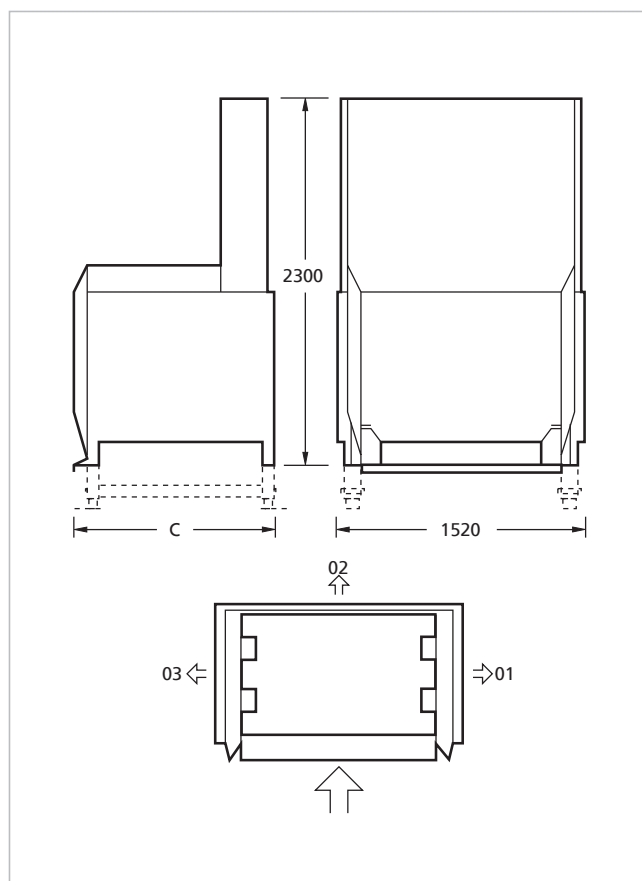
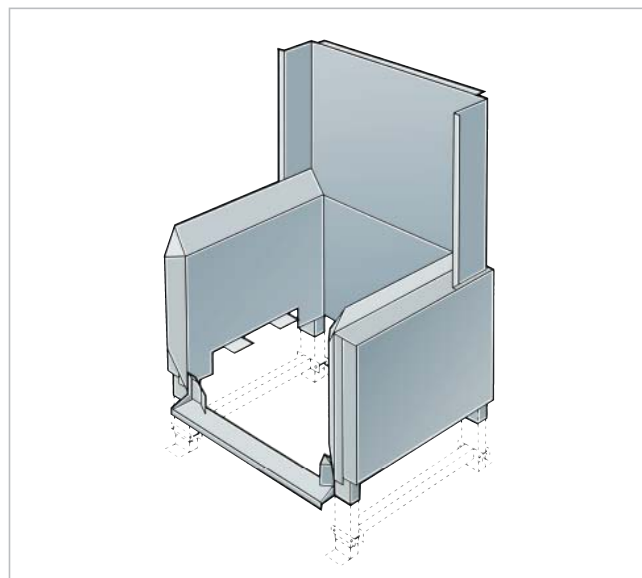
**TNK** Conveyor height (Chain conveyor)

Roller (TNR)	Chain (TNK)
270 - 312	308 - 350
297 - 359	335 - 397
332 - 429	370 - 468
397 - 549	435 - 587
507 - 659	545 - 697
617 - 769	655 - 807

Ordernumber example:

PML 32 - 501 - 13 - 270/312

Including support stand



# MaxiMove

## Pallet magazine Type PMK 32

Pallet magazine PMK 32 is designed to be used as a buffer for loading pallets, and to feed pallets to a conveyor one at a time. Pallet magazine type PMK 32 is designed to handle EUR-pallet and short-side infeed pallets.

*Pallet magazine for stacking of pallets can be supplied - please contact KNAPP AB.*

### Product description

Foundation, frame	Steel construction
Drive unit	Pneumatic with connection pressure 6 bar. Valve kit type RBT 32-143 / -145 is ordered separately
Note	Support stands for freestanding pallet magazines are available. State when ordering with <b>TNR</b> or <b>TNK</b>
Finish	Steel detail, zinc-plated resp. powder painted RAL 7037 grey.

Pallet capacity	15 (EUR-standard)
Cycle time	10 - 15 s / pallet

### Product data

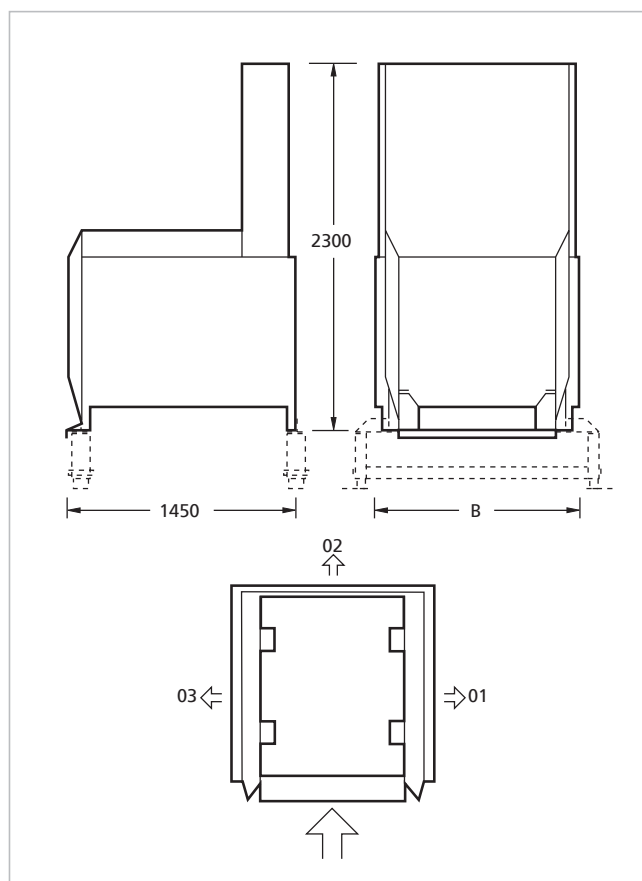
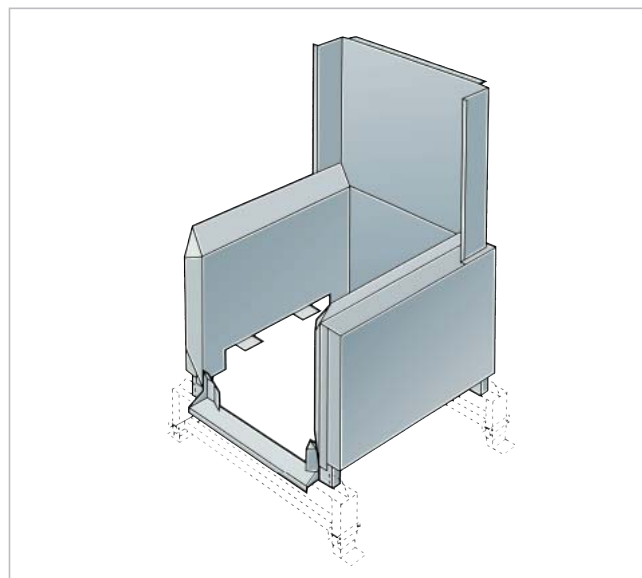
Type	Pallet format mm	B mm	Outfeed
<b>PMK 32 - 511 - 13</b>	1200 x 800	1120	01, 03
<b>PMK 32 - 511 - 02</b>	1200 x 800	1120	02
<b>PMK 32 - 512 - 13</b>	1200 x 1000	1320	01, 03
<b>PMK 32 - 512 - 02</b>	1200 x 1000	1320	02

Support stand for freestanding pallet magazine  
**TNR** Conveyor height (Roller conveyor): (heights see PML32)

**TNK** Conveyor height (Chain conveyor): (heights see PML32)

Order number example:  
PMK 32 - 512 - 02 - 270/312

Including support stand:



# MaxiMove

## Lifting table Type UXM 16 - 8 / 8

The lifting table is designed to eliminate level differences in, for example, production flow.

### Capacity

Load capacity 1500 kg (uniformly distributed). Maximum 20 cycle per h.

### Product description

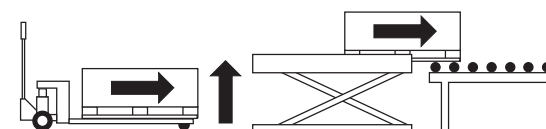
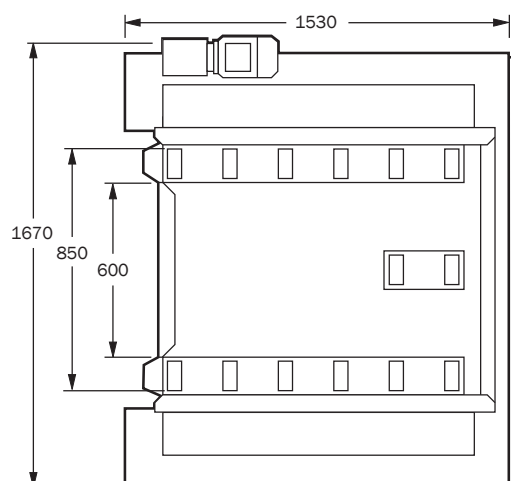
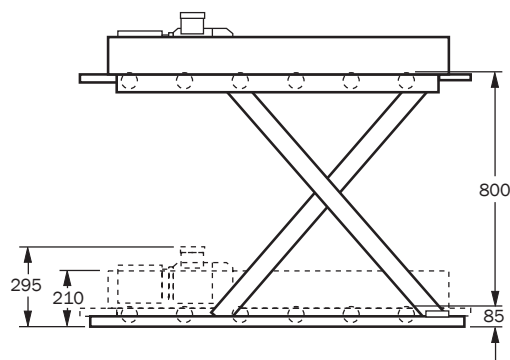
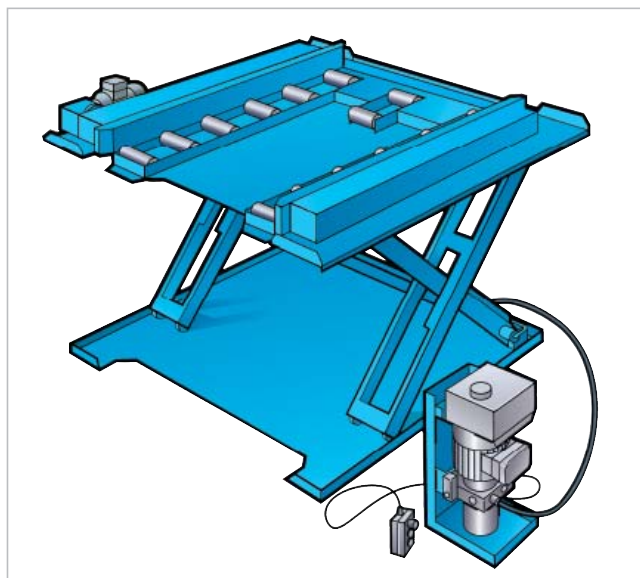
Frame, scissors, roller conveyor	Steel construction	
Lifting unit	Free standing hydraulic pump and single acting cylinder. Motor power 1.4 kW	
Roller conveyor	Min. height top of roller	85 mm
	Conveying speed	0.2 m/s
	Roller diameter	60 mm
	Roller pitch	200 mm
	Power	0.55 kW
Motor voltage	3 x 230 / 400 V, 50 Hz	
Lowering valve	24 V DC, 16 W	
Pallet stop	Mechanical, detachable	
Sealing	IP55 / IP65	
Finish	Powder coated in RAL 5019, blue	

### Product data

Lifting stroke	800 mm
Cycle time	15 s
Closed height top of scissors	210 mm
Closed height top of motor	295 mm
Total length	1380 mm
Width over conveyor	850 mm
Total width	1590 mm
Equipment weight	530 kg

Ordernumber example:

UXM 16 -8/8



# MaxiMove

## Vertical conveyor Type VMR 32

Vertical conveyors designed for vertical transport of goods such as pallets and boxes between floor levels.

### Capacity

Max load 1200 kg.

Up to 80 pallets /at a lifting height of 5 m.

### Product description

Foundation, frame and lift carriage	Steel construction
Casing	Sheet-metal or mesh shell with safety equipment
Drive unit, lifting action	Geared motor / roller chain gear
Voltage	3 x 230 / 400 V, 50Hz
Lifting unit	Chain
Finish	Powder coating RAL 7037 grey

### Product data

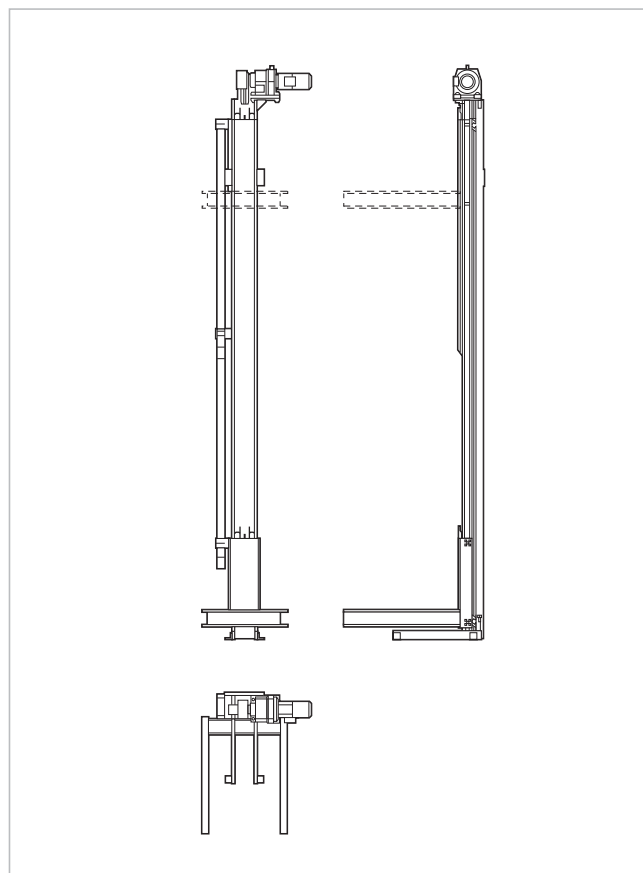
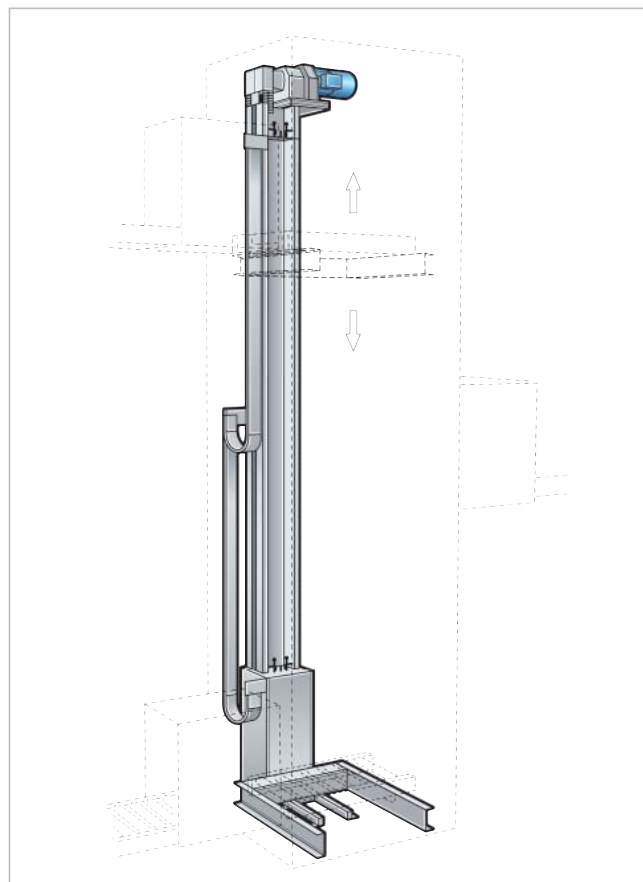
Load profile. l x w	1200 x 800 mm
Lifting speed	0.1; 0.2; 0.5 m/s
Lifting height	To be specified when ordering

### Safety

The vertical conveyor is normally used within a closed-off area.

### Ordernumber example:

For further information and ordering, contact KNAPP AB.





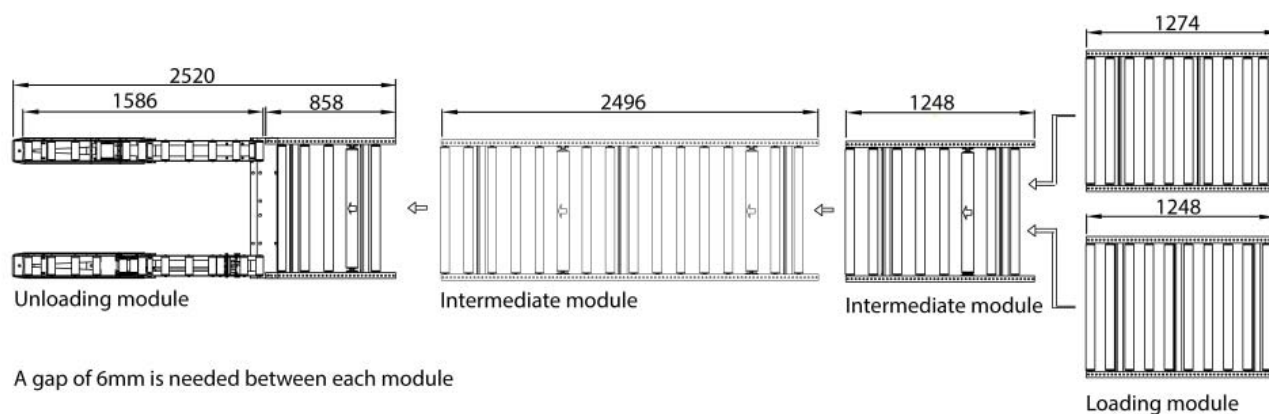
# MaxiMove

## Flow rack system Type FRS

Flow rack system for use with standard Euro pallets over a gradients via gravity in long way transport.

Flow rack system consist of Loading module, Intermediate module and Unloading module.

Capacity  
Maximum load 800 kg/m.



## Flow rack Loading module Type FRS-01-A

Loading module to be used when interfacing an automatic loading from an AS/RS or AGV or similar units.

Capacity  
Maximum load 800 kg/m.

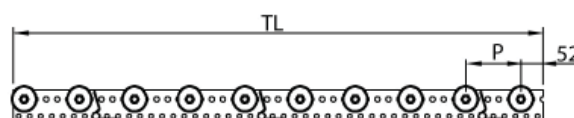
### Product description

Frame	BU80-3mm (80mmx40) and Top of roller 90mm.
Roller	Ø60mm
Finish	Zinc-plated

### Product data

TL	Total length	1248 mm
NW	Nominal width	850, 1050 mm
P	Roller pitch	130 mm

Ordernumber example:  
For further information and ordering, please contact  
KNAPP AB



# MaxiMove

## Flow rack Loading module Type FRS-01-B

Loading module to be used when interfacing a fork lift truck with a tiltable mast.

Capacity  
Maximum load 800 kg/m.

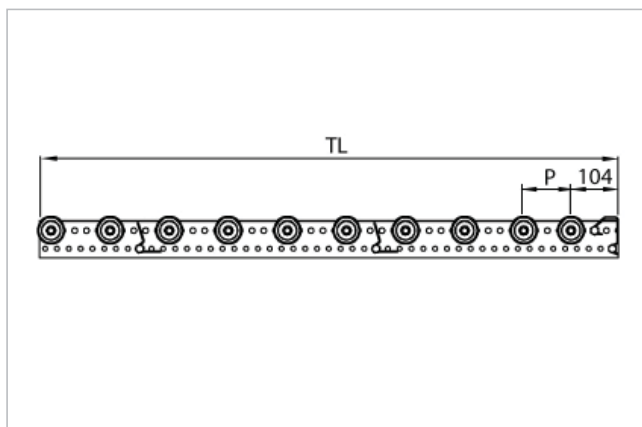
### Product description

Frame	BU80-3mm (80mmx40) and Top of roller 90mm.
Roller	Ø60mm
Finish	Zinc-plated

### Product data

TL	Total length	1274 mm
NW	Nominal width	850, 1050 mm
P	Roller pitch	130 mm

Ordernumber example:  
For further information and ordering, please contact  
KNAPP AB



## Flow rack Intermediate module Type FRS-02

Intermediate module to be used between a loading module and an unloading module.

Capacity  
Maximum load 800 kg/m.

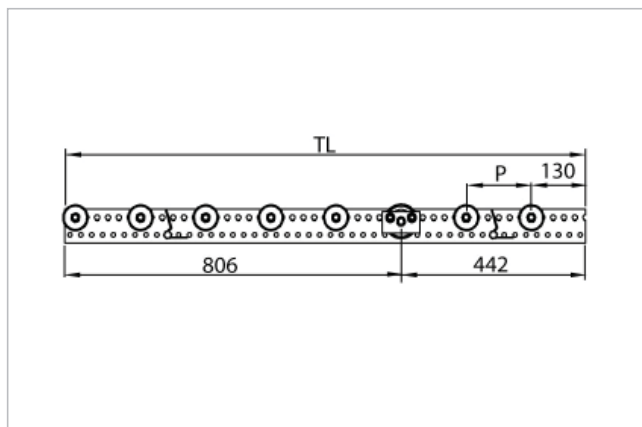
### Product description

Frame	BU80-3mm (80mmx40) and Top of roller 90mm.
Roller	Ø60mm
Finish	Zinc-plated

### Product data

TL	Total length	1248 mm , 2496 mm
NW	Nominal width	850, 1050 mm
P	Roller pitch	156 mm

Ordernumber example:  
For further information and ordering, please contact  
KNAPP AB



# MaxiMove

## Flow rack Unloading module Type FRS-03-A

Unloading module to be used when interfacing with a hand pallet truck.  
The unit has a mechanical separation function.

### Capacity

Maximum load 800 kg/m.

Maximum lane pressure 12 ton.

### Product description

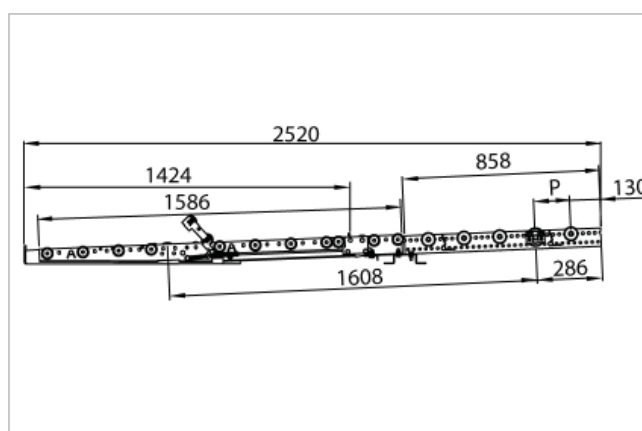
Frame	BU80-3mm (80mmx40) and Top of roller 90mm.
Roller	Ø60mm, Ø50mm
Finish	Zinc-plated
Other	Excl. Floor anchors for fixing module to floor

### Product data

TL	Total length	2520 mm
NW	Nominal width	850, 1050 mm
P	Roller pitch	156 mm

### Ordernumber example:

For further information and ordering, please contact  
KNAPP AB



# MaxiMove

Solutions

MaxiMove

MidMove

Flow rack Unloading module  
Type FRS-03-B

Unloading module to be used when interfacing with a fork lift truck with tiltable mast. The unit has a mechanical separation function.

Capacity  
Maximum load 800 kg/m.  
Maximum lane pressure 12 ton.

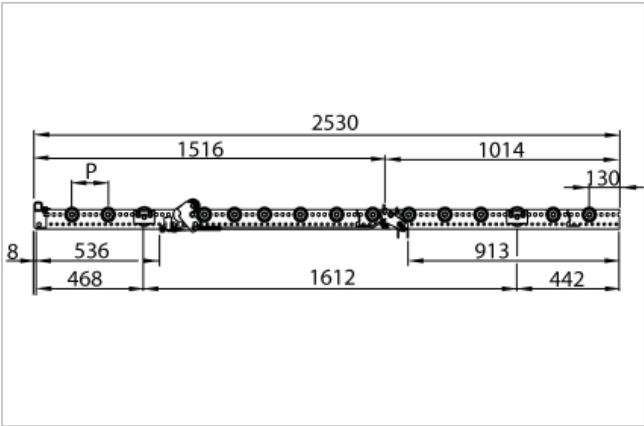
Product description

Frame	BU80-3mm (80mmx40) and Top of roller 90mm.
Roller	Ø60mm
Finish	Zinc-plated

Product data

TL	Total length	2530 mm
NW	Nominal width	850, 1050 mm
P	Roller pitch	156 mm

Ordernumber example:  
For further information and ordering, please contact  
KNAPP AB







A grayscale photograph of an industrial facility, likely a warehouse or manufacturing plant, showing a complex system of conveyor belts and rollers. In the foreground, several large, horizontal rollers are visible, arranged in a row. Above them, a series of metal frames and tracks support a moving platform or conveyor. In the background, more industrial equipment is visible, including what appears to be a stack of boxes or totes labeled 'LNG'. The overall scene depicts a sophisticated material handling system.

# MidiMove


Carton and Tote Handling Systems

# Product overview, MidiMove


Solutions

MaxiMove

MidiMove



# Product overview, MidiMove



Zone divided accumulation  
ZPL 23  
page 102



Adjustable side guide  
VMR 23  
page 103



Transfer unit  
VRR 23  
page 104-105



Belt conveyor with scales  
BWC 23  
page 106



Barcode reader  
BCR 23  
page 107




Side guide  
LBS 23  
page 108-109



Turning wheel  
page 110



Cover side  
LBS 23  
page 111



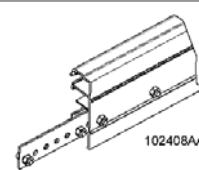
Cable spring  
page 112



Cover plate for cable  
page 112



End cap, Cover plate  
page 113



Beam connection  
page 114



Flexible beam connection  
page 115



Photocell assembly  
PES 23  
page 116



Drive belt repair tool  
page 117



Drive belt  
page 117

# MidiMove

## Undriven roller conveyor Type RBO 23

Undriven roller conveyor for handling unit loads.  
Goods type: boxes, cartons, plastic totes, pallets.

Capacity  
Max. load 100 kg/m dependent on roller and support stand pitch.

### Product description

Frame	Aluminium with plastic cover plate.
Roller	D 50-roller zinc plated steel pipe
Support stand:	Type BNS 23 - order separately
Side guide:	Type LBS 23 - order separately
Surface finish:	Zinc, plated steel Aluminium, naturally anodised

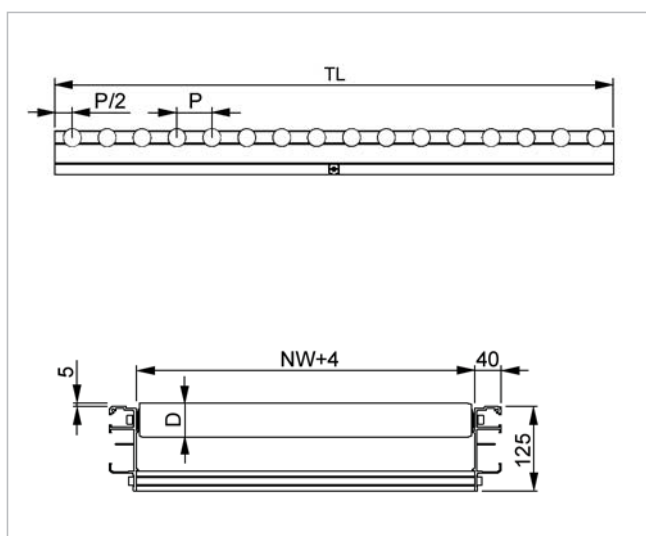
### Product data

TL	Conveyor length	600-3000 mm (with lengths over 3000 mm use beam connection)
D	Roller diameter	50 mm
NW	Nominal width	300, 400, 500, 600, 800 mm
P	Pitch	60, 100, 140, 180 mm

### Order number

Type designation combined with letter notation.

Example: RBO 23-TL 2000-D 50-NW 400-P 100



# MidiMove

## Undriven roller curve conveyor Type RKO 23

Undriven roller curve conveyor for handling unit loads.  
Goods type: boxes, cartons, plastic totes, pallets.

### Capacity

Max. load 100 kg/m dependent on support stand pitch.

### Product description

Frame	Steel
Roller	Steel roller with plastic conical segments
Support stand:	Type BNS 23 - order separately
Side guide:	Type LBS 23 - order separately
Surface finish:	Zinc, plated steel Aluminium, naturally anodised

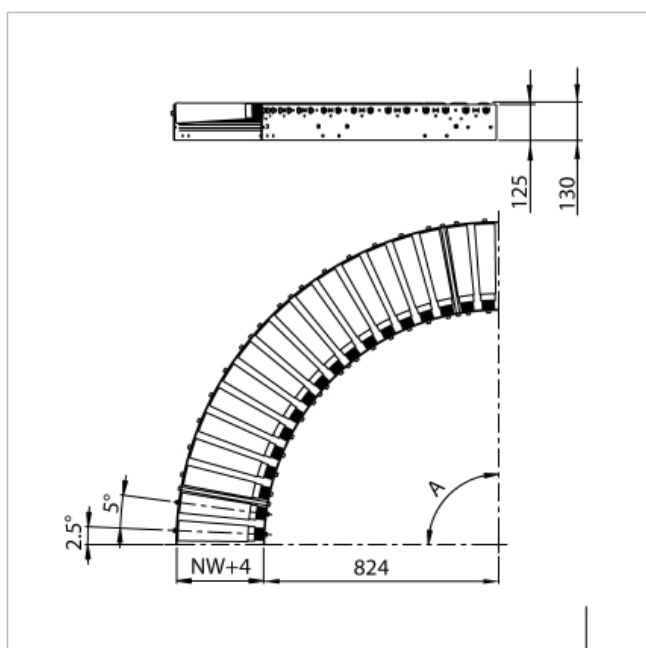

### Product data

A	Angle/curve	30°, 45°, 60° or 90°
NW	Nominal width	300, 400, 500, 600, 800 mm

### Order number

Type designation combined with letter notation.

Example: RKO 23-A 90-NW 600





# MidiMove

## Driven roller conveyor Type RBA 23

Driven accumulating roller conveyor for handling unit loads.  
Goods type: boxes, cartons, plastic totes, pallets.

Capacity  
Max. load 100 kg/m dependent on roller and support stand pitch.

### Product description

Frame	Aluminium with plastic cover plate.
Two roller types:	D 50-roller with zinc plated steel pipe D 54-roller with PVC-coated steel pipe
Drive unit:	Underslung type RDU 23
Drive system:	Flat drive belt
Support stand:	Type BNS 23 - order separately
Side guide:	Type LBS 23 - order separately
Surface finish:	Zinc, plated steel Aluminium, naturally anodised

### Product data

D	Roller diameter	50/54 mm
NW	Nominal width	300, 400, 500, 600, 800 mm
P	Pitch	60, 100, 140, 180 mm

### Transporter length

P	TL	Pitch
60	960 - 12000 mm	120
100	1000 - 17200 mm	200
140	1120, 1400, 1680, 1960, 2240, 2520, 2800, 3160-17160 mm	280
180	1080, 1440, 1800, 2160, 2520, 2880, 3360-16320 mm	360

### Order number

Type designation combined with letter notation.  
Example: RBA 23-TL2000-D50-NW400-P100

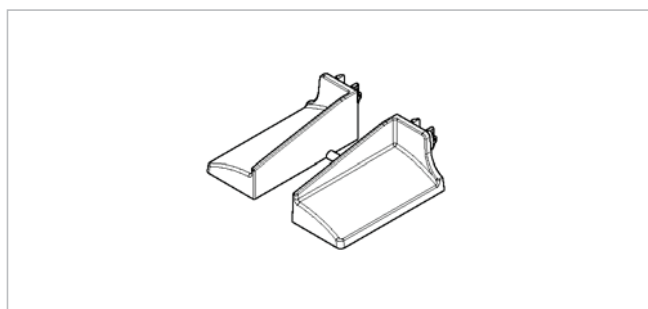
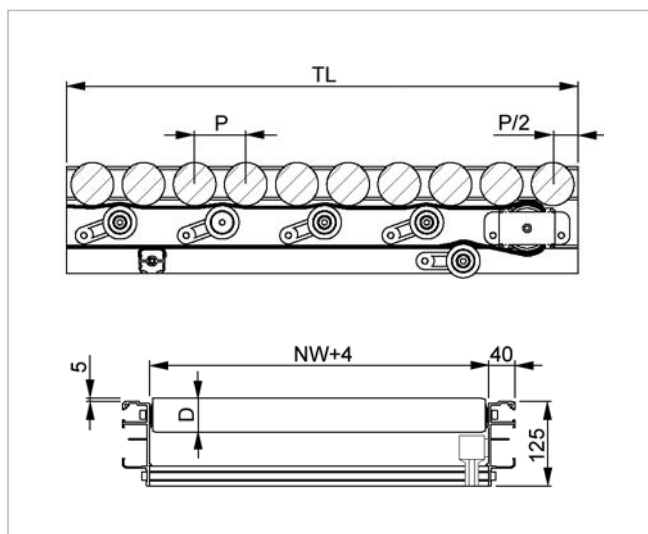
### Accessories

#### Belt guard

A belt guard is used between the rollers when the conveyor is positioned in workstations or when personal protection is required. It prevents the risk of jamming from above between roller and belt. Supplied in pairs. Only required when P is over 60 mm.

### Order number

Part number: 100289AA



# MidiMove

## Drive unit, roller conveyor Type RDU 23

Underslung mounted drive unit designed for roller conveyor type RBA 23. It is equipped with a tension roller for belt tensioning. RDU is mounted in the lower hole sequence of the frame, in proximity to the loading point. If this for any reason is not possible, RDU 23 can be installed in any position along the hole sequence. The drive unit does not require any space outside the width of the roller conveyor.

### Capacity

This depends on whether the conveyor is used for accumulating or conveying. For maximum load see table.

### Product description

Foundation:	Steel construction
Motor:	Worm gear motor. Standard motor supplied with 2 m rubber cable
Voltage:	3x230/400 V, 50 Hz
Side guide:	Zinc, plated steel Aluminium, naturally anodised
Surface finish:	Zinc, plated steel Aluminium, naturally anodised

### Product data

Speed	Motor Power	Max Load	Max load accumulating
m/s	kW	kg	kg
0.10	0.18	900	500
0.12	0.18	900	500
0.18	0.25	900	500
0.23	0.25	900	500
0.30	0.37	900	500
0.36	0.37	900	500
0.42	0.37	900	500
0.47	0.37	900	500
0.59	0.37	900	500
0.71	0.37	900	500
0.81	0.37	630	
0.90	0.25	540	
1.13	0.37	430	
1.41	0.37	320	

NW	Nominal width	300, 400, 500, 600, 800 mm
LT/RT	Set-up side	Left / Right

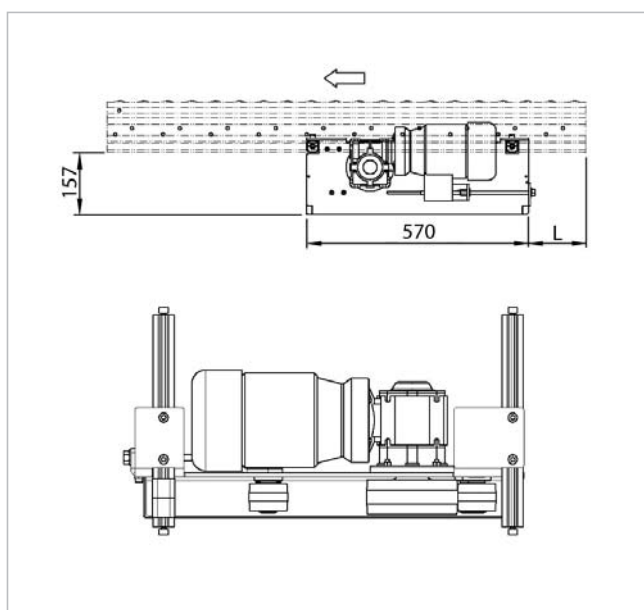

### Placement of drive unit

TL	P	L
<1800	60	133
<1800	100	173
<1680	140	213
<1800	180	253
<1920	60, 100, 140, 180	653

### Order number

Type designation combined with letter notation.

Example: RDU 23-02-NW 400-S0,12-RT



# MidiMove

## Driven roller conveyor Type RBD 23

Driven roller conveyor for handling unit loads.  
Goods type: boxes, cartons, plastic totes, pallets

Capacity  
Max. load 100kg/m depending on support and pitch.

### Product description

Frame	Aluminium with plastic cover plate.
Two roller types:	D 50-roller zinc plated steel pipe
Drive unit:	Underslung type RDM 23
Drive system:	Poly vee drive
Support stand:	Type BNS 23 - order separately
Side guide:	Type LBS 23 - order separately
Surface finish:	Zinc, plated steel Aluminium, naturally anodised

### Product data

D	Roller diameter	50 mm
NW	Nominal width	300, 400, 500, 600, 800 mm
P	Pitch	60, 100 mm

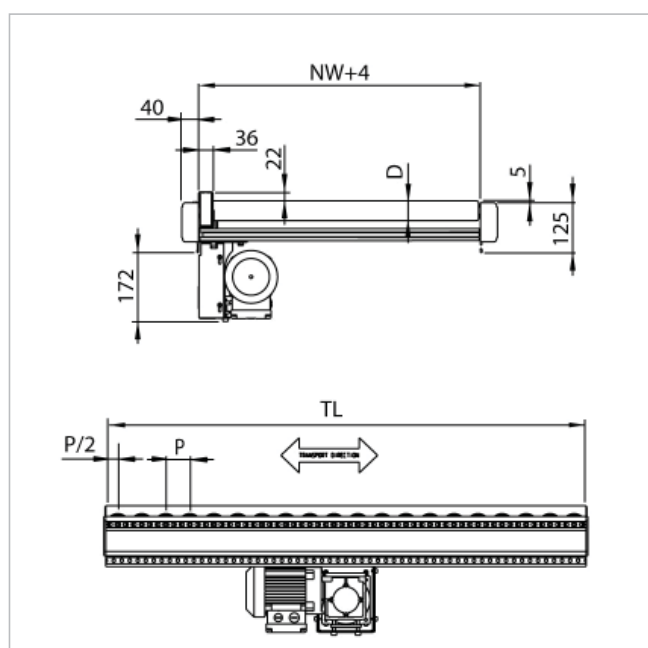
### Transporter length

P	TL min	TL max
60	300 mm	3000 mm
100	300 mm	5000 mm

### Order number

Type designation combined with letter notation.

Example: RBD 23-TL 3000-D 50-NW 400-P 100



# MidiMove

## Driven roller curve conveyor Type RKD 23

Driven roller curve conveyor for handling unit loads.  
Goods type: boxes, cartons, plastic totes, pallets

Capacity  
Max. load 100 kg depending on support stand pitch.

### Product description

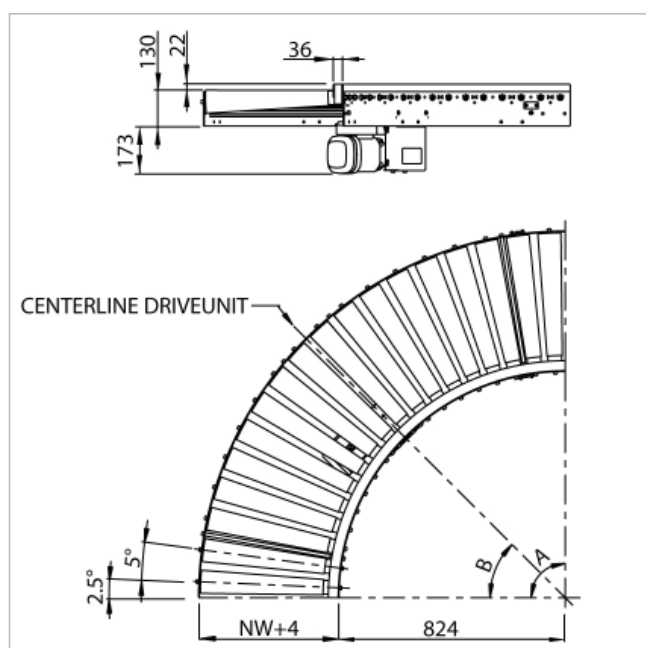
Frame	Steel
Roller:	Steel roller with plastic conical segments
Drive unit:	Underslung type RDM 23 with P 60
Drive system:	Poly vee drive
Support stand:	Type BNS 23 - order separately
Side guide:	Type LBS 23 - order separately
Surface finish:	Zinc, plated steel Aluminium, naturally anodised

### Product data

A	Curve Angles	30°, 45°, 60° or 90°
NW	Nominal width	300, 400, 500, 600, 800 mm

### Order number

Type designation combined with letter notation.  
Example: RKD 23-A 90-NW 600



# MidiMove

## Driven converging/diverging roller conveyor Type RTD 23

Driven converging/diverging roller conveyor is designed for unit loads handling when the goods are fed in or out of BGL blade stop or roller conveyor RBA sections. Goods type: boxes, cartons, plastic totes, pallets.

Capacity  
Max. load 100 kg.

### Product description

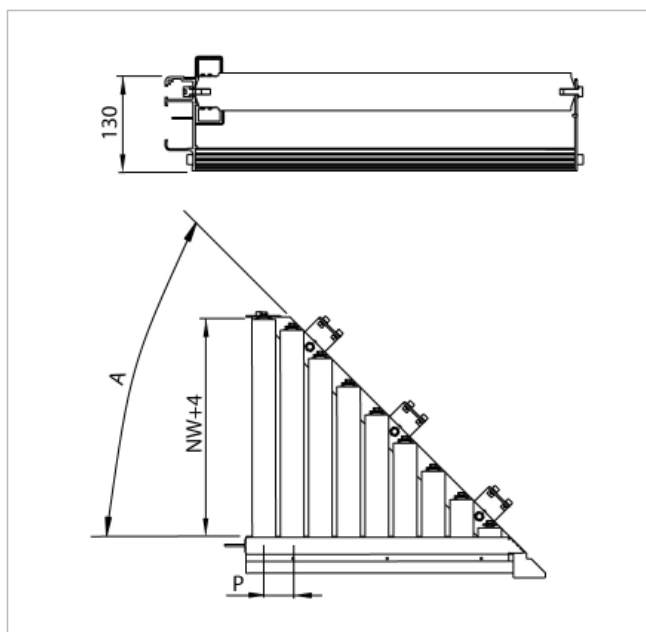
Frame	Aluminium with plastic cover plate.
Two roller types:	D 50-roller with zinc plated steel pipe D 54-roller with PVC-coated steel pipe
Drive unit:	Underslung type RDM 23 with P 60
Drive system:	Polyvee drive
Joint angles:	30° and 45°
Support stand:	Type LBS 23 - order separately
Side guide:	Type LBS 23 - order separately
Surface finish:	Zinc, plated steel Aluminium, naturally anodised

### Product data

D	Roller diameter	50 mm / 54 mm
A	Joint angles	30° and 45°
NW	Nominal width	300, 400, 500, 600, 800 mm
P	Roller pitch	60
LT/RT	Type	Left / Right

### Order number

Type designation combined with letter notation.  
Example: RTD 23-A 30-NW 600-LT





# MidiMove

## Drive unit, Polyvee belt drive Type RDM 23

Underslung drive unit intended for roller curve conveyor type RKD 23, polyvee belt driven roller conveyor type RBD 23 and driven converging/diverging conveyor type RTD 23.

The drive unit drives the rollers with polyvee belts.

The drive unit does not require any space outside the width of the roller conveyor.

### Capacity

Max. load total 100 kg.

Maximum number of rollers run 50pc.

### Product description

Foundation:	Steel construction
Motor:	Worm gear motor. Standard motor supplied with 2 m rubber cable.
Voltage:	3x230/400 V, 50 Hz
Surface finish:	Zinc, plated steel Aluminium, naturally anodised

### Product data

NW	Nominal width	300, 400, 500, 600, 800 mm
P	Roller pitch	60, 100 mm

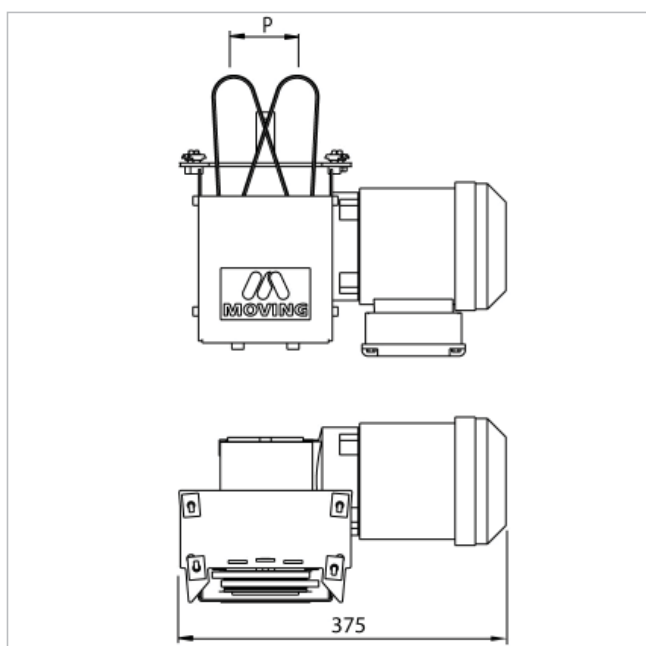

### Curve always P 60

Speed (m/s)	Power (kW)	Permitted load (kg)
0,10	0,18	100
0,15	0,18	100
0,18	0,25	100
0,22	0,25	100
0,26	0,25	100
0,31	0,37	100
0,39	0,37	100
0,46	0,37	100
0,53	0,37	100
0,59	0,37	100
0,74	0,37	70
0,92	0,37	70
1,01	0,37	70
1,42	0,37	35

### Order number

Type designation combined with letter notation.

Example: RDM 23-03-NW400-S01-



# MidiMove

## Blade stop Type RBT 23 - LD

Blade stop designed for roller conveyor RBA 23 and RBO 23 with pneumatic function. Optional roller brake for reduction of impact.

### Capacity

Maximum load carrier weight at speed without brake.

(m/s)	(kg)
0.15	200
0.25	80
0.50	20

At speeds above 0.5 m/s, roller brake is needed to reduce stopping force.

### Product description

Frame, bladestop:	Steel construction
Power:	Pneumatic function
Surface finish:	Zinc plated
Pneumatics:	Unistable valve integrated in cylinder Connection hose Ø 8 mm
Connector	M 12, 4-pole
Lifting distance	20 mm above top of roller
solenoid valve:	Type LBS 23 - order separately
Miscellaneous:	Alternative 1: Without roller brake Alternative 2: With roller brake add "-B" to the order number

### Product data

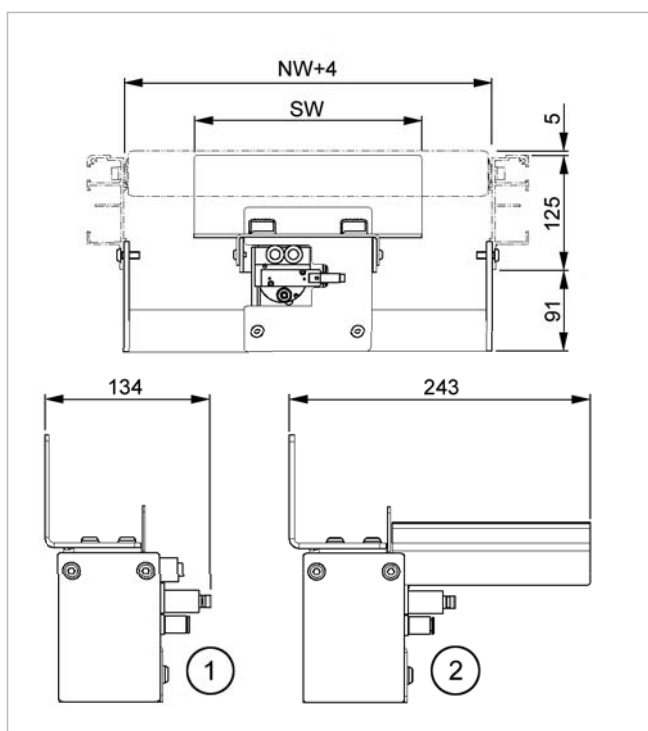
NW	Nominal width	300, 400, 500, 600, 800 mm
SW	Stop width	150, 250, 350, 450, 650 mm

Stop not usable at roller pitch 60 mm with D54 PVC-coated roller.

### Order number

Type designation combined with letter notation.

Example: RBT 23-LD-NW 400-B



## Blade stop with acceleration Type RBT 23-LD-AR

Blade stop with acceleration rollers for the purpose of separation of goods.

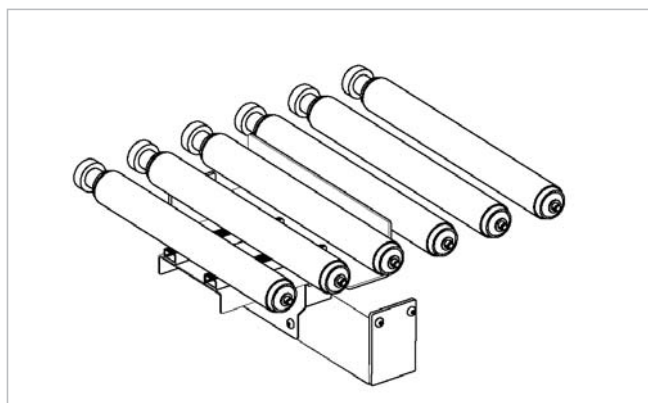
### Product description

Two roller types:	D 50-roller with zinc plated steel pipe D 54-roller with PVC-coated steel pipe
Amount:	6 pcs
Miscellaneous:	The combination roller pitch 60 and PVC-coated rollers is not allowed. With roller brake add "-B" to the order number

### Order number

Type designation combined with letter notation.

Example: RBT 23-LD-AR-D 54-NW 400-B



# MidiMove

## Blade stop Type RBT 23 - HD

Blade stop designed for roller conveyor RBA 23 and RBO 23 with pneumatic function.

### Capacity

Permitted load carrier weight

(m/s)	(kg)
0.15	300
0.25	150
0.50	50

### Product description

Frame, blade stop:	Steel construction
Power:	Pneumatic function
Surface finish:	Zinc plated
Lifting distance	32/-38 mm above top of roller
Miscellaneous:	With or without valve kit. With valve kit add "-PN" to order number

### Product data

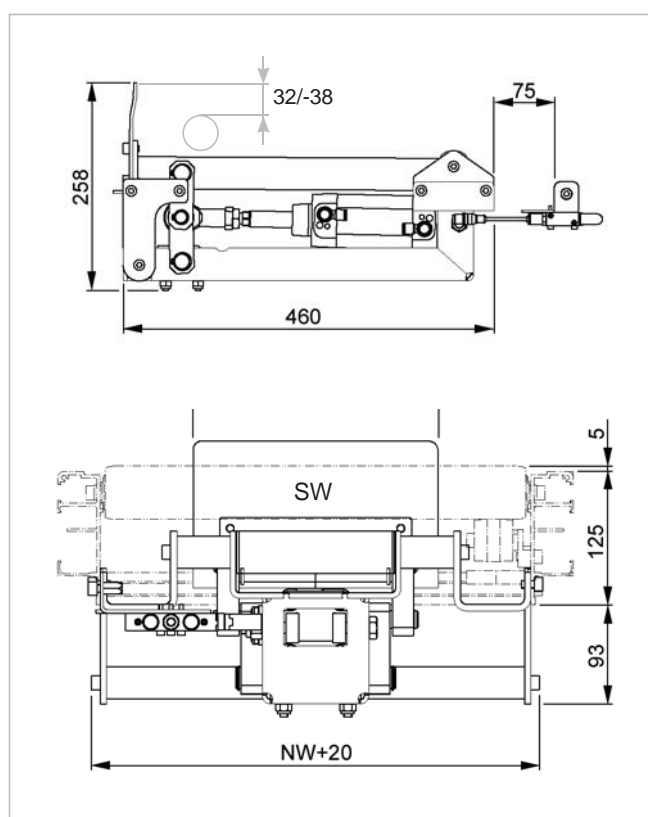
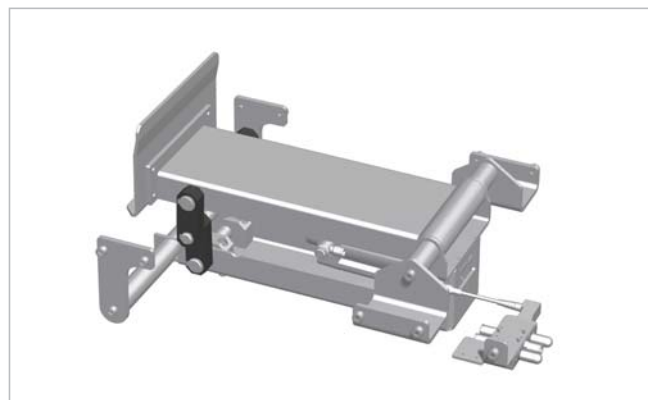
NW	Nominal width	300, 400, 500, 600, 800 mm
SW	Stop width	180, 230, 330, 430, 630 mm
PN	Valve kit	Ordered separately Part number: 100457AA 8 mm connection hose, solenoid valve M 12 connector, 4-pole

Stop not usable at roller pitch 60 mm.

### Order number

Type designation combined with letter notation.

Example: RBT 23-HD-NW 400-PN



## Blade stop with acceleration Type RBT 23-HD-AR

Blade stop with acceleration rollers for the purpose of separation of goods.

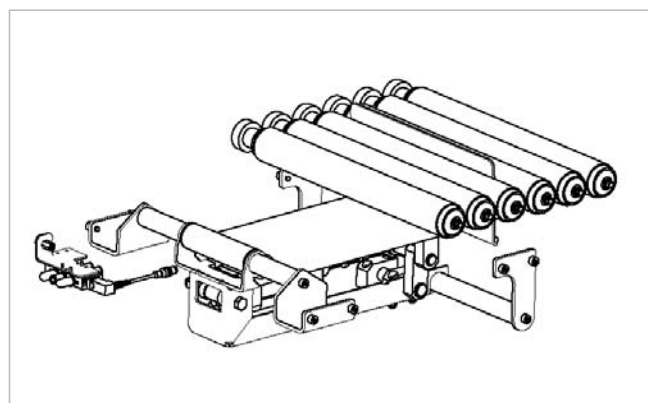
### Product description

Two roller types:	D 50-roller with zinc plated steel pipe D 54-roller with PVC-coated steel pipe
Amount:	6 pcs

### Order number

Type designation combined with letter notation.

Example: RBT 23-LD-AR-D 54-NW 400-PN



# MidiMove

## Clamp stop Type RBT 23 - CS

Separation stop for roller conveyor RBA23 with pneumatic function.  
Goods\_ Plastic totes with same width.

### Capacity

Maximum weight at speed:

(m/s)	(kg)
0.15	200
0.25	100

At speeds above 0.5 m/s use, roller brake to reduce stopping force.  
Contact KNAPP AB for more information.

(Ordernumber roller brake special unit 109934)

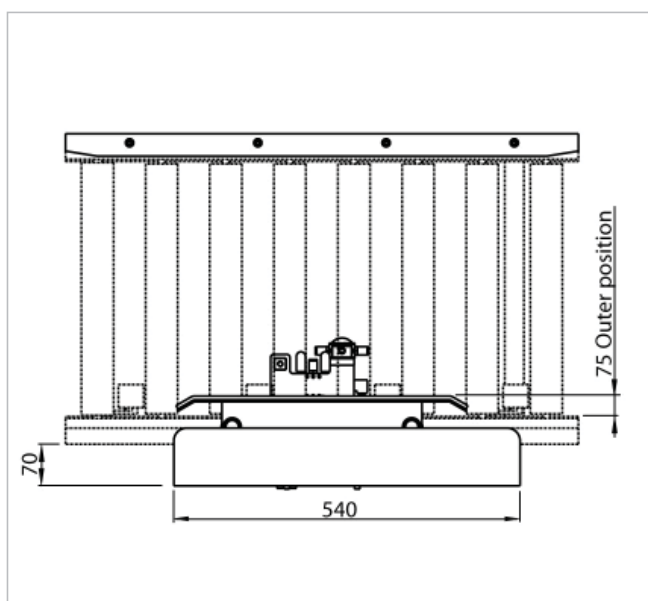
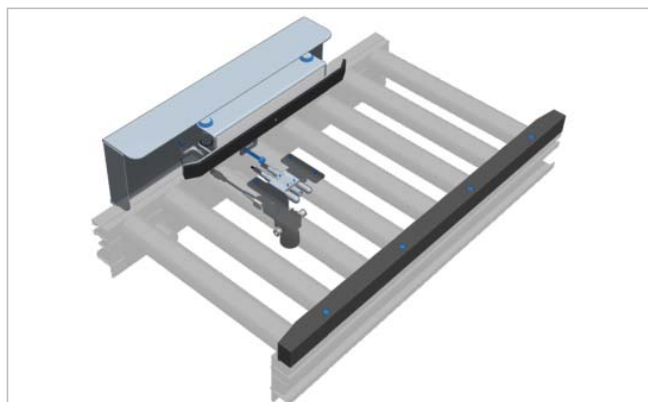
### Product description

Frame, blade stop:	Steel construction
Power:	Pneumatic function
Surface finish:	Zinc plated
Pneumatics:	Unistable valve integrated in cylinder
Connector solenoid valve:	M 12, 4-pole

### Order number

Type designation combined with letter notation.

Example: RBT 23-CS



# MidiMove

## Belt conveyor Type BGL 23

Belt conveyor for handling unit loads.

Goods type: boxes, cartons, plastic totes, pallets. The conveyor is equipped with safety cover plates to prevent jamming, where a conveyor is installed adjacent to a machine or to another conveyor.

Capacity

Max. load 100 kg/m.

### Product description

Frame:	Aluminium with plastic cover plate
Slide layer:	Laminate slab of wood, cross brace of planed wood.
Surface finish:	Steel, zinc plated, Aluminium, naturally anodised
Drive unit	Underslung type BDU 23
Support stand	Type BNS 23 - order separately
Side guide:	Type LBS 23 - order separately
Connector solenoid valve:	M 12, 4-pole

### Product data

TL	Conveyor length	800–20200 in units of 200 mm
D	Turning roller NW300, NW400, NW500	54 mm
D	Turning roller NW600, NW800	80 mm
BB	Belt width	270, 370, 470, 570, 770 mm
NW	Nominal width	300, 400, 500, 600, 800 mm

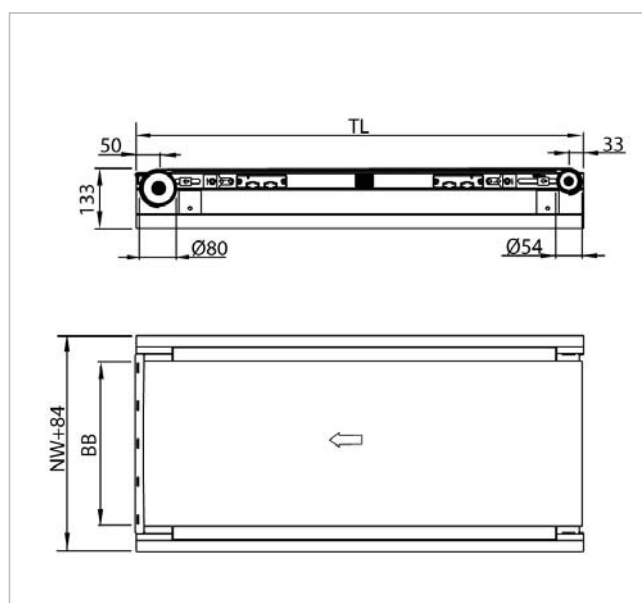
Normal friction	All types of horizontal transport
Low friction	Accumulating or pusher
High friction	Inclined transport, best for flat surfaces

For maximum spread load, see dimensioning of drive unit BDU 23.

Order number

Type designation combined with letter notation.

Example: BGL 23-TL 4000-NW 400





# MidiMove

## Inclined belt conveyor Type BGI 23

The Inclined belt conveyor is used to compensate for level differences. It is constructed in the same way as BGL 23.

Capacity  
Max. load 100 kg/m.

### Product description

Frame:	Aluminium with plastic cover plate.
Slide layer:	Laminate slab of wood, cross brace of planed wood
Drive unit:	Underslung type BDU 23 with brakes and
Drive side:	Left / Right
Conveyor belt:	High friction
Support stand:	Type BNS 23
Side guide:	Type LBS 23
Surface finish:	Steel, zinc plated Aluminium, naturally anodised

### Product data

D	Turning roller NW300, NW400, NW500	54 mm
D	Turning roller NW600, NW800	80 mm
BB	Belt width	270, 370, 470, 570, 770 mm
NW	Nominal width	300, 400, 500, 600, 800 mm

### Section length of feeding belt

NW	SL
300, 400, 500	744
600	924
800	1164

Recommended angle 0-18°; if an angle of more than 18° is required, load carrier should be tested.

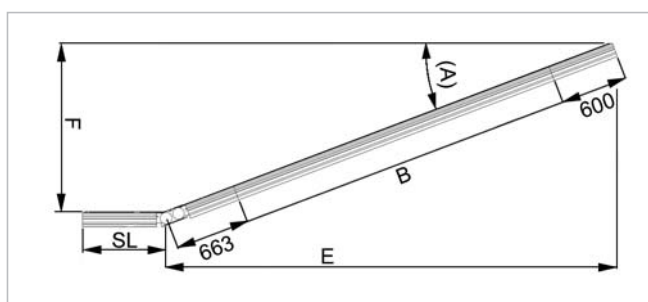
Permitted spread load: see dimensioning of drive unit.

### Order number

Type designation combined with letter notation.

Example: BGI 23-TL 4000-NW 400-LT

Contact KNAPP AB for further information when ordering



$$E = \cos A * (B + 663 + 600) \quad F = \sin A * (B + 663 + 600)$$

# MidiMove

## Inclined belt conveyor with swan neck Type BGI 23

B	A=13SDgr		A=15SDgr		A=18SDgr	
	C	D	C	D	C	D
300	1040	240	1030	270	1010	330
600	1330	310	1320	350	1300	420
1000	1720	400	1700	460	1680	540
1600	2300	530	2280	610	2250	730
2200	2890	670	2860	770	2820	920
2800	3470	800	3440	920	3390	1100
3400	4060	940	4020	1080	3960	1290
4000	4640	1070	4600	1230	4530	1470
4600	5230	1210	5180	1390	5100	1660
5200	5810	1340	5760	1540	5670	1840
5800	6390	1480	6340	1700	6240	2030
6400	6980	1610	6920	1850	6810	2210
7000	7560	1750	7500	2010	7380	2400
7600	8150	1880	8080	2160	7950	2580
8200	8730	2020	8660	2320	8520	2770
8800	9320	2150	9240	2470	9090	2950
9400	9900	2280	9820	2630	9670	3140
10000	10490	2420	10400	2780	10240	3320
11000	11460	2640	11360	3040	11190	3630
12000	12440	2870	12330	3300	12140	3940
13000	13410	3090	13290	3560	13090	4250

Recommended angle 0-18°; if an angle of more than 18° is required, load carrier should be tested.

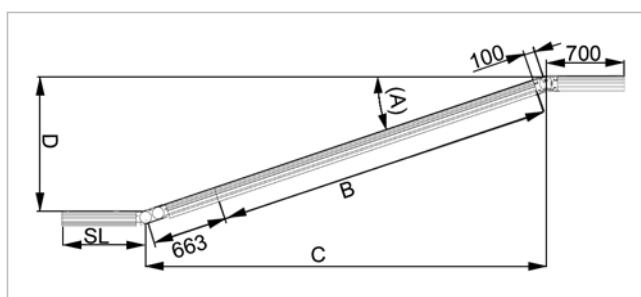
Permitted spread load: see dimensioning of drive unit.

Order number

Type designation combined with letter notation.

Example: BGI 23-TL 4000-NW 400-LT

Contact KNAPP AB for further information when ordering



B (combined section length) can be chosen between 1000 and 18000 in units of 200 mm.

# MidiMove

## Drive unit, belt conveyor Type BDU 23

Underslung drive unit designed for belt conveyor type BGL 23. Equipped with a tension roller for belt tensioning. The drive drum is a cambered cylinder and drives the upper side of the conveyor belt. BDU 23 is mounted in the lower hole sequence of the frame, in proximity to the loading point. If any other placement is required, BDU 23 can be installed in any position along the hole sequence.

Capacity  
Max. load, see table.

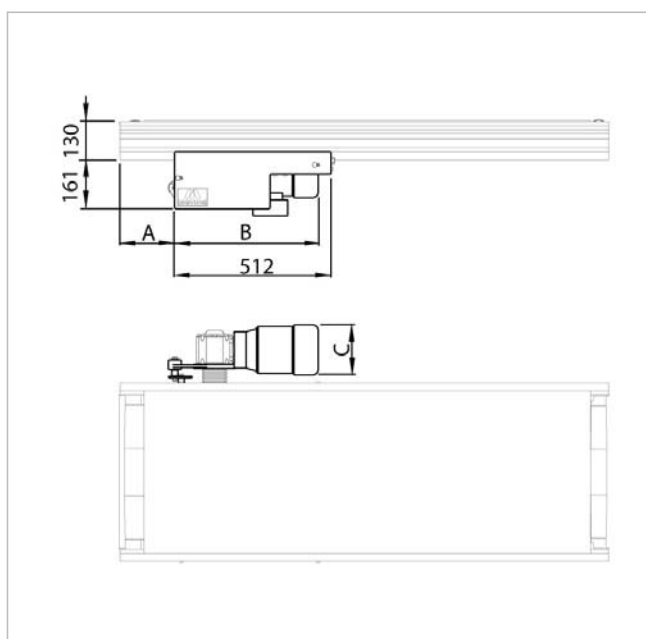

### Product description

Foundation	Steel construction
Motor	Worm gear motor, standard motor fitted with 2 m rubber cable.
Voltage	3x230/400V, 50 Hz
Surface finish	Zinc plated
S	Speed
LT/RT	Left / Right mounted worm gear motor
B	Brake motor

### Product data

Permitted weight with a duty factor of 1.0:

Type	Speed (S)	Power	Permitted load (kg at NW, mm)				
	m/s	kW	300	400	500	600	800
BDU 23-03	0.08	0.25	240	320	300	340	340
	0.15	0.25	220	220	200	180	160
	0.20	0.37	240	320	320	320	300
	0.27	0.37	240	280	280	260	220
	0.33	0.55	240	260	240	240	200
	0.43	0.55	240	320	340	340	320
	0.47	0.75	240	320	300	300	280
	0.54	0.75	240	320	320	320	300
	0.63	0.75	240	320	300	300	240
	0.71	0.75	240	280	280	260	240
	0.83	0.75	220	260	240	220	160
BDU 23-13	0.90	1.10	240	280	280	260	240
	1.07	1.10	180	180	160	140	120
	0.08	0.37	460	620	620	600	600
	0.16	0.55	460	640	800	800	600
	0.20	0.55	460	620	680	660	600
	0.27	1.10	460	640	800	800	600
	0.32	1.10	460	640	800	800	600
	0.41	1.10	460	640	800	800	600
	0.48	1.10	460	640	720	740	600
	0.55	1.10	460	640	760	780	600
	0.66	1.10	460	640	660	680	600
	0.74	1.50	440	440	460	440	420
	0.86	1.50	460	560	540	540	520
	0.92	1.50	420	420	400	400	380
	1.10	1.50	280	260	260	240	220



Type	Speed	B	C
	m/s	mm	mm
BDU 23-03	0.08	361,5	132
BDU 23-03	0.20-0.27	376	145
BDU 23-03	0.33-0.9	426	145
BDU 23-03	1.07	426	145
BDU 23-03-B	0.8-0.15	416,5	132
BDU 23-03-B	0.20-0.83	489,5	145
BDU 23-03-B	0.9-1.07	531	197
BDU 23-13	0.08	376	145
BDU 23-13	0.16-0.27	426	145
BDU 23-13	0.32-1.1	446	197
BDU 23-13-B	0.10	461,5	146
BDU 23-13-B	0.16-0.19	489,5	165
BDU 23-13-B	0.26-1.58	540,5	183

TL	A
<1800	160
1800>	720

# MidiMove

## Drive unit Type BDE 23

Drive unit with electrical drum intended for belt conveyor type BGL 23.

Capacity  
According to table below.

### Product description

Fixing	Steel slider
Motor	Ø113 Electrical drum
C	Motor voltage 3x400V, 1m cable
I	Motor voltage 3x230V, external connector box
Surface finish	Zinc plated steel
S	Speed
LT/RT	Left / Right

Permitted load with even loading and 8 hours' operating time per day

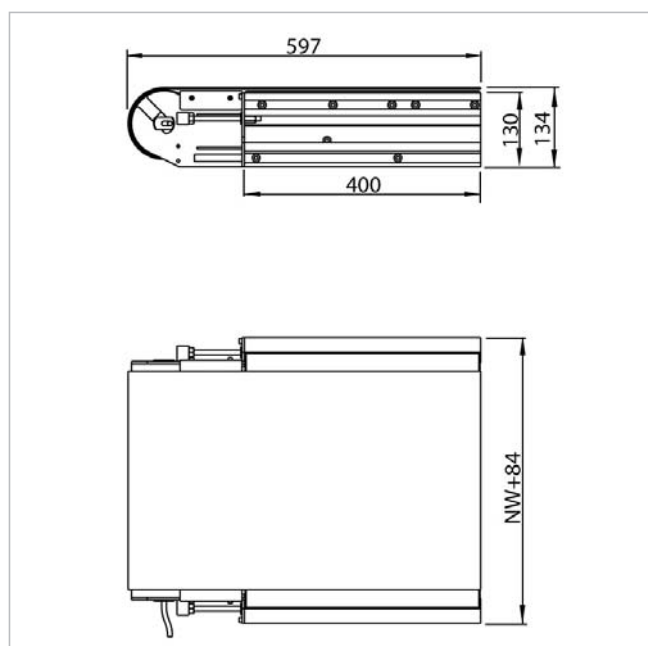

Type	Speed (S)	Power	Nominal width	Max load
	m/s	kW	NW	kg
BDE 23	0.19	0.11	300	150
	0.31	0.11	300	90
	0.56	0.11	300	40
	0.72	0.11	300	25
	0.94	0.11	300	12
	1.06	0.11	300	10
	0.13	0.11	300-600	250
	0.19	0.16	400-600	250
	0.31	0.18	400-600	150
	0.38	0.33	400-600	250
	0.54	0.33	400-600	160
	0.70	0.33	400-600	110
	0.94	0.18	400-600	28
	1.12	0.33	400-600	50
	0.19	0.30	800	500
	0.32	0.37	800	350
	0.50	0.37	800	220
	0.81	0.37	800	120

When using this type of drive unit, the belt conveyor cannot be longer than 10 000 mm.

### Order number

Type designation combined with letter notation.

Example BDE 23-TL1000-NW400-S0,19-LT-C



# MidiMove

## Support stand Type BNS 23

Support stand designed for both roller and belt conveyors.

### Product description

Support stand:	Steel profiles
Cross brace:	Rectangular aluminium profile
Inclination:	+/- 30°
Surface finish:	Steel, zinc plated Aluminium, naturally anodised

### Product data

NW	Nominal width	300, 400, 500, 600, 800 mm
HR	Height to transport level	

Type	Adjustable conveying level HR
BNS 23	225-285 mm*
BNS 23	285-335 mm*
BNS 23	310-360 mm*
BNS 23	360-410 mm
BNS 23	410-460 mm
BNS 23	460-560 mm
BNS 23	540-660 mm
BNS 23	620-760 mm
BNS 23	720-1010 mm
BNS 23	970-1260 mm
BNS 23	1220-1710 mm
BNS 23	1670-2160 mm
BNS 23	2120-2610 mm
BNS 23	2570-3060 mm

\* Please note that the driving unit requires space underneath.

### Permitted load

Loading	Max distance
50 Kg/m	2400 mm
100 Kg/m	2000 mm

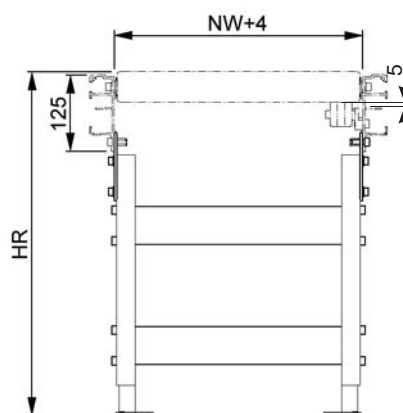
## Leg brace for BNS 23

The leg brace fits support stand BNS 23 and framework MidiMove 23 roller conveyor and belt conveyor.  
Used in applications with support stand BNS 23 higher than 1500 mm.  
The leg brace contains parts for two sides.

### Product description

Stay:	Aluminium
Surface finish:	Natural anodisation

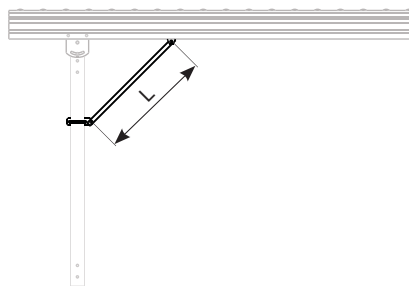
Designation	Part no.	Stay length, mm
BAR L=325	107118AA	325
BAR L=525	107118AB	525
BAR L=825	107118AC	825



The support stand is placed on both sides of the drive unit at a distance of 1800–2000 mm. High support stands must be reinforced.

### Order number

Type designation combined with letter notation.  
Example: BNS 23-HR 225-285-NW 400





# MidiMove

## End stop Type RBT 23 - ES

Fixed end stop designed for conveyor type RBO 23, RBA 23 and BGL 23.

### Product description

Authorized force:	Max 1000 N
Holder:	Steel
Cross brace:	Steel profile
Surface finish:	Steel, zinc plated

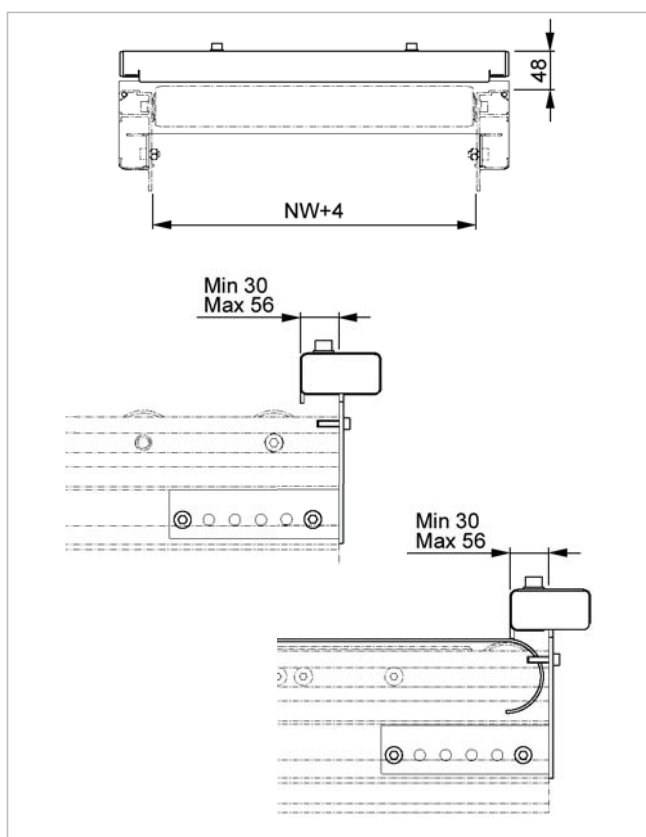
### Product data

NW	Nominal width	300, 400, 500, 600, 800 mm
----	---------------	----------------------------

### Order number

Type designation combined with letter notation.

Example: RBT 23-ES-NW 400



## Wheelassembly Typ BHS-23

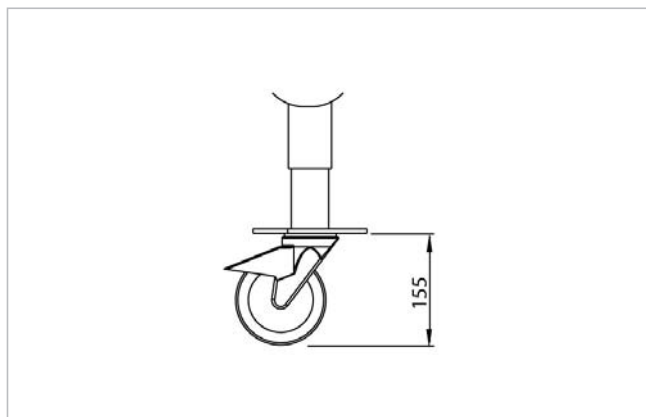
Wheelassembly for supportstand type BNS-23

### Product description

Wheel:	ø125mm, nylon hub with rubber ring with wheel and turning brake.
Others:	Fixing included, wheelassembly includes 2 wheels
Surface finish:	Steel, zinc plated

### Part number

116673AA



# MidiMove

## Fender arm Type AVA 23

The fender arm is designed to transfer goods between conveyors, from BGL or RBA to the RTD. A shield between the rollers must be used when personnel are near the fender arm.

### Capacity

Max. load total 25 kg/goods unit.

Width of goods 200-600 mm.

Length of goods 200-800 mm.

### Product description

Frame:	Steel construction
Drive unit:	Pneumatic cylinder
Sensor:	Position indicator at both ends. M 12 connector, 4-pole
Surface finish:	Zinc plated, arm coated in low friction plastic.
Cover:	Protective shield between rollers
RT/LT:	Right/Left design
Transfer angle:	30°
Miscellaneous:	With or without valve kit

### Product data

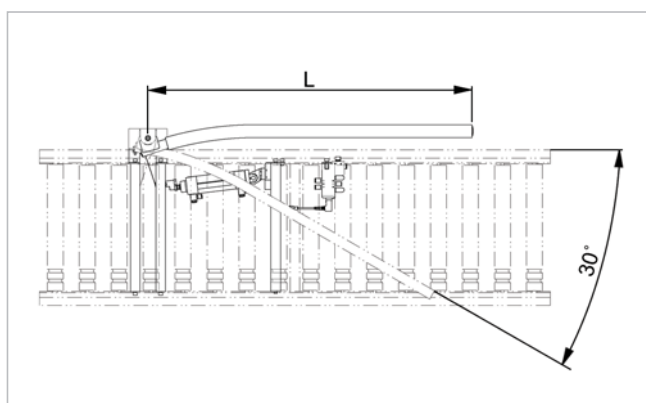
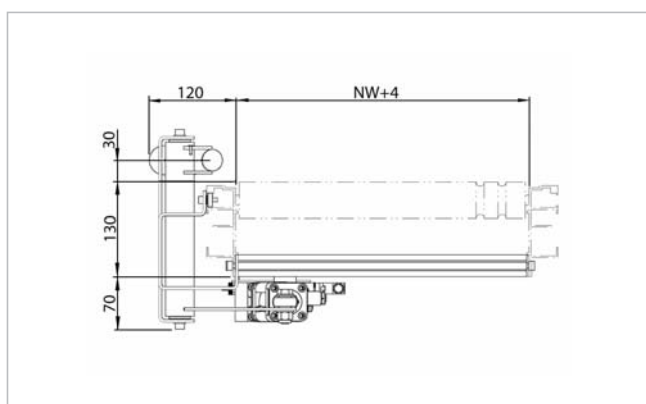
NW	Nominal width	300, 400, 500, 600 mm
P	Roller pitch	60, 100, 140, 180
PN	Valve kit	Ordered separately
		Part number: 100456AA
		8 mm connection hose,
		M 12 connector, 4-pole Unistable solenoid valve

NW	L
300 mm	810 mm
400 mm	1010 mm
500 mm	1210 mm
600 mm	1410 mm

### Order number

Type designation combined with letter notation.

Example: AVA 23-NW 300-P 140-LT-PN-C



# MidiMove

## Transfer unit Type VRO 23

Transfer unit designed to transfer goods between conveyors, for example RBO 23 and RBA 23.  
Goods type: With flat bottom.

Capacity  
Max. load total 35 kg/goods unit.

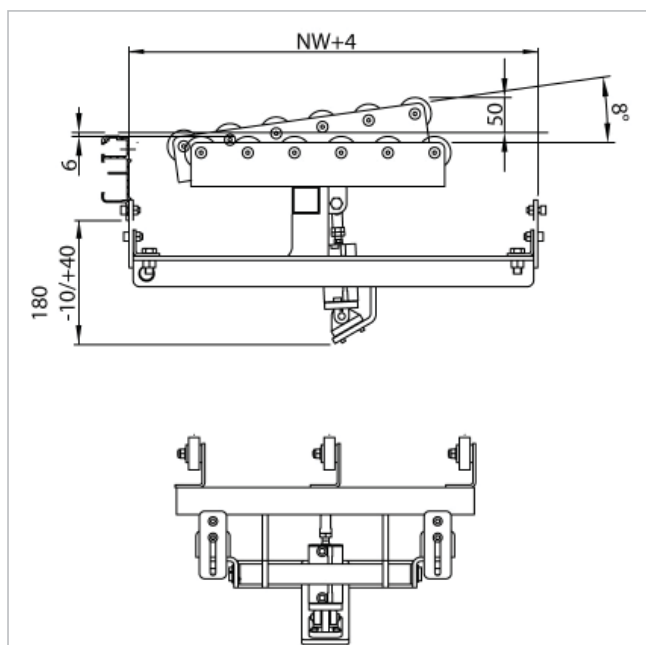
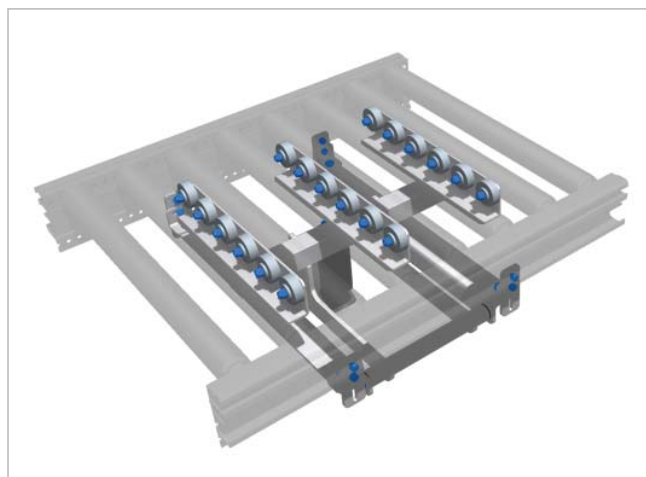
### Product description

Frame:	Steel construction
Lift unit:	Pneumatically operated cylinder
Sensor:	M 12 connector, 4-pole
Surface finish:	Zinc plated
Miscellaneous:	With or without valve kit

### Product data

NW	Nominal width	300, 400, 500, 600 mm
PN	Valve kit	Ordered separately
		Part number: 100458AA
		8 mm connection hose,
		M 12 connector, 4-pole
P	Roller pitch	100

Order number  
Type designation combined with letter notation.  
Example: VRO23-cc2x200-NW400-PN



# MidiMove

## Pusher Type PPT 23

Pusher designed to transfer goods between conveyors, for example RBO 23, RBA 23 or BGL 23. The compressive force is adjustable in order to reduce the risk of clamping. A shield between the rollers must be used when personnel are near the pusher.

Capacity  
Max. load total 25 kg/goods unit.  
Height of goods max 350 mm.

### Product description

Frame:	Steel construction
Drive unit:	Pneumatically operated shuttle cylinder
Sensor:	Position indicator at both ends. M 12 connector, 4-pole
Surface finish:	Zinc plated
C:	Protective shield between rollers
RT/LT:	Right/Left design
Transfer angle:	30°
Miscellaneous:	With or without valve kit

Figure shows right hand model.

NW	Nominal width	300, 400, 500, 600, 800 mm
STL	Stroke	See table
PN	Valve kit	Ordered separately Part number: 100458AA 8 mm connection hose, M 12 connector, 4-pole Bistable solenoid valve
P	Roller pitch	100, 140, 180

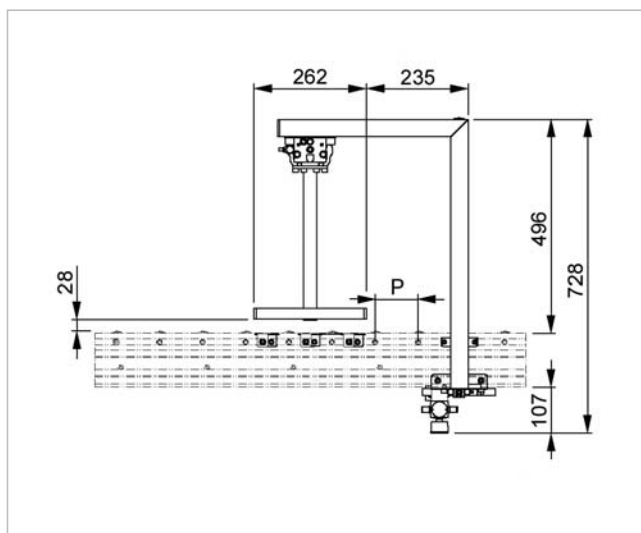
Shifting	NW	STL
PPT 23	300 mm	350 mm
Angle transfer	400 mm	450 mm
	500 mm	550 mm
	600 mm	650 mm
	800 mm	850 mm
PPT 23-PLL Parallel transfer	300 mm	550 mm
	400 mm	650 mm
	500 mm	750 mm
	600 mm	850 mm
	800 mm	1050 mm

### Order number

Type designation combined with letter notation.

Example angle transfer: PPT 23-NW 300-P 100-LT-PN-C

Example parallel transfer: PPT-PLL-NW 300-P 100-LT-PN-C



# MidiMove

## Puller Type PPD23

Puller designed to transfer goods between conveyors, for example RBO 23, RBA 23 and BGL 23. The goods are captured in with pullerarm extended. And pulls over to connected conveyor. The Puller has the goods in outer position.

### Capacity

Max. load total 25 kg/ goodsunit.

### Product description

Frame:	Steel construction
Drive unit:	Pneumatically operated shuttle cylinder
Sensor:	Position indicator at both ends. M 12 connector, 4-pole
Surface finish:	Zinc plated
Cover:	Protective shield between rollers
RT/LT:	Right/Left design
Miscellaneous:	With or without valve kit

Figure shows right hand model

### Product data

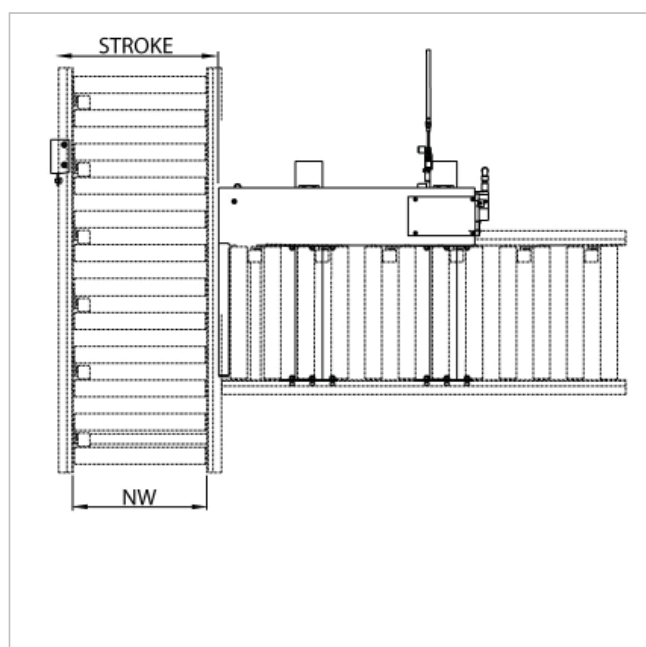
NW	Nominal width	300, 400, 500, 600, 800 mm
STL	Stroke	See table
PN	Valve kit	Ordered separately Part number: 100458AA 8 mm connection hose, M 12 connector, 4-pole Bistable solenoid valve

Shifting	NW	STL
PPT 23	300 mm	350 mm
Angle transfer	400 mm	450 mm
	500 mm	550 mm
	600 mm	650 mm
	800 mm	850 mm

Order number:

Type designation combined with letter notation.

Example angel transfer: PPT 23-NW 300-P 100-LT-PN-C



# MidiMove

Zone divided accumulation  
Type ZPL 23

Zone divided accumulation designed for RBA23.

The accumulation is controlled by sensors.

Capacity

Max. load 25 kg/goods unit.

Product description

Frame:	Steel construction
Drive unit:	Pneumatically operated shuttle cylinder
Sensor:	Position indicator at both ends.
Surface finish:	Zinc plated
Connector typr:	M 12. 4-pole

Product data

NW	Nominal width	300, 600 mm
P	Roller pitch	60
ZL	Length	420, 540
PN	Valve kit	Ordered separately Part number: 100456AA 8 mm connection hose, M 12 connector, 4-pole Unistable solenoid valve

Order number

Type designation combined with letter notation.

Example: ZPL23-NW300-P60-ZL420

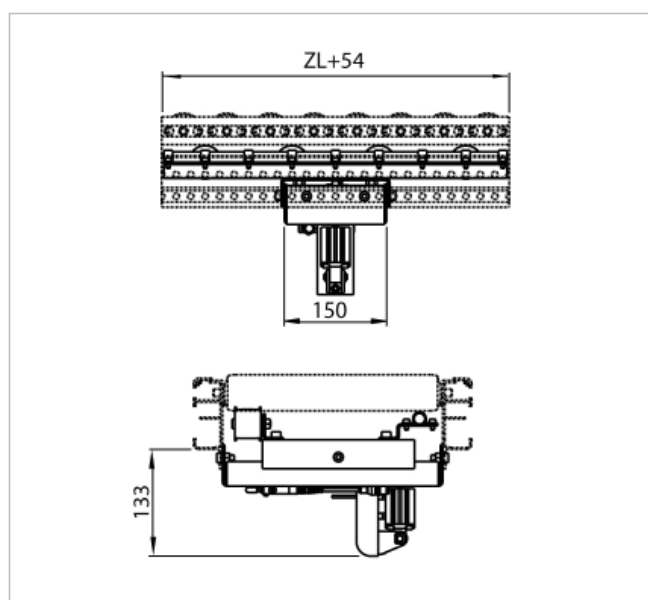
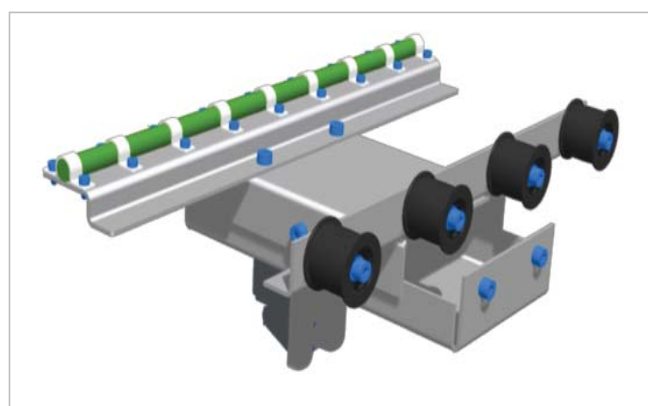



Figure shows right hand model



# MidiMove

## Vertical conveyor Type VMR 22

Vertical conveyor designed for vertical transport of goods.

Capacity

Max. load total 50 kg/goods unit.

### Product description

Frame:	200x100x6mm Steelprofile
Traveling cars:	Steelconstruction
Casing:	Mesh
Drive unit:	Gearmotor with brake includes 2m cable
Voltage:	3x230/400 VAC, 50hz
Lifting unit:	Prepared of mounting sensors in traveling car and pillar.
Others:	Support brace applie to the pillar in the required number for safe operator.
Surface Finish :	Zinc-plated
Accessories:	Mesh safety. safety tunnel, lightcurtain.

### Product data:

Load profile	L x W	600x800 mm
Lifting speed	Max	1,5 m/s
Lifting height		2000-6000 mm with 500mm range

For more information contact KNAPP AB

Order number

Type designation combined with letter notation.

Example: VMR22

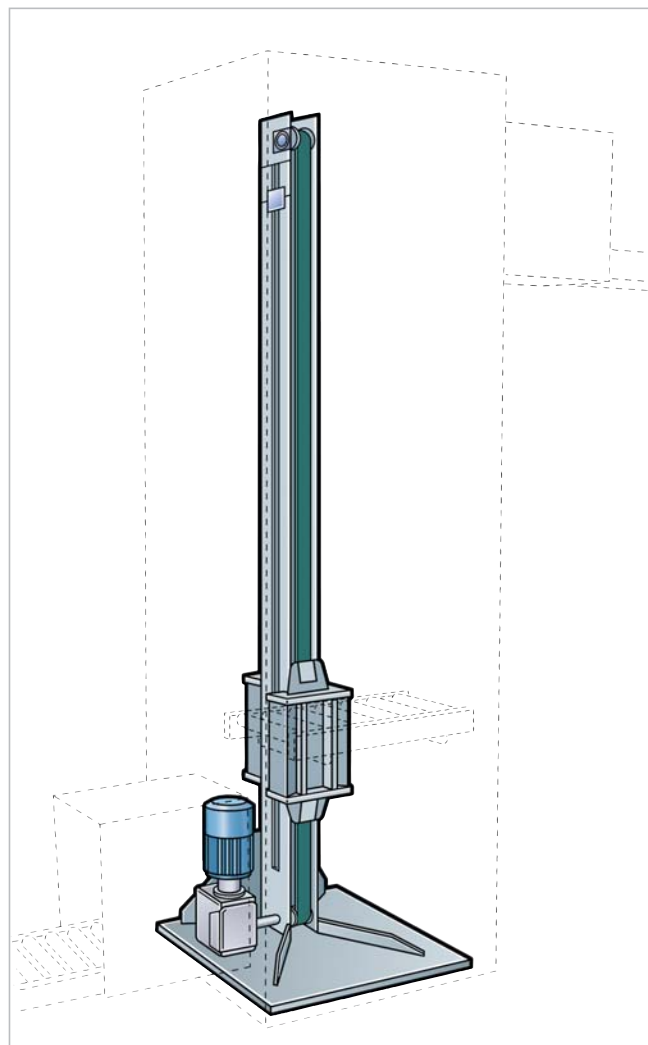


Figure shows right hand model

# MidiMove

## Transfer unit Type VRR 23 with two belts

Transfer unit designed for transferring goods to/from roller conveyor RBA 23.

### Capacity

Max. load total 50 kg/goods unit.

Width of goods 200-800 mm.

Width of goods 250-460 mm.

### Product description

Frame:	Steel construction
Drive unit:	Electric drum Ø 113 including connector box
Motor power:	0.18 kW
Voltage:	3x400 V 50 Hz or 3x230 V 50 Hz
Lift unit:	Pneumatic
Indicator:	Position indicator at bottom. M 12 connector
Guard:	Cover plate between rollers
Surface finish:	Steel, zinc plated Aluminium, naturally anodised
Accessories:	Blade stop RBT23-LD, not included
Miscellaneous:	With or without valve kit

### Product data

01	Overhang one side	Figure 1
02	Overhang both sides	Figure 3
NW	Nominal width with SL 560	300, 400, 500 mm
	Nominal width with SL 600	300, 400, 500, 600, 800 mm
D	Roller diameter	50/54 mm
V1/H1	Overhang Left/ Right on type 01	
S	Speed	0.35/ 0.56/ 0.81/ 1.0 m/s
I	Designed for frequency converter	3x230 V 50 Hz
P	Pitch	100, 60 mm
	Number of belts	2 pcs
V2/H2	Driving belt side	
PN	Valve kit	Ordered separately Part number: 100457AA 8 mm hose, M 12 connector, 4-pole
SL	Sectionlength	SL 600 with P 100, SL 560 with P 60

### Combinations

Type	Overhang	Driving belt side
01	V1	H2, Fig.1
01	V1	V2, Fig.2
01	H1	V2
01	H1	H2
02	-	V2
02	-	H2, Fig.3

With NW 300 it is not possible to have overhang and drive belt on the same side!

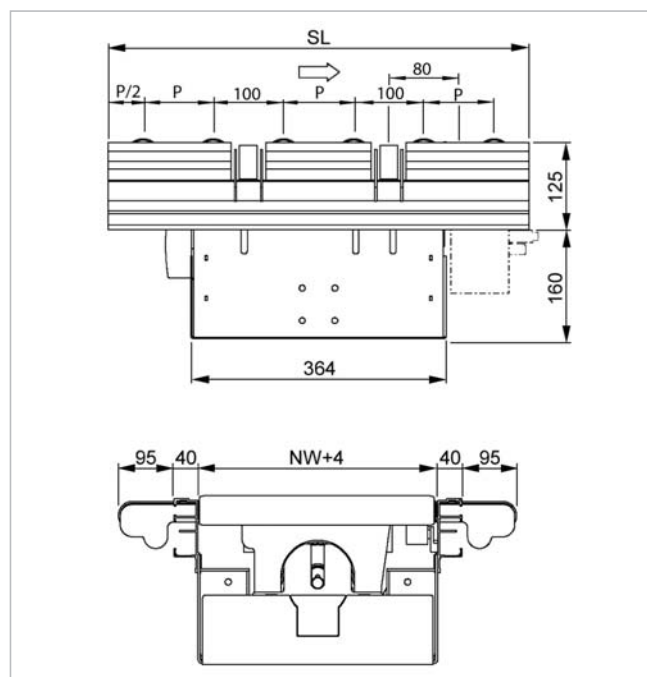
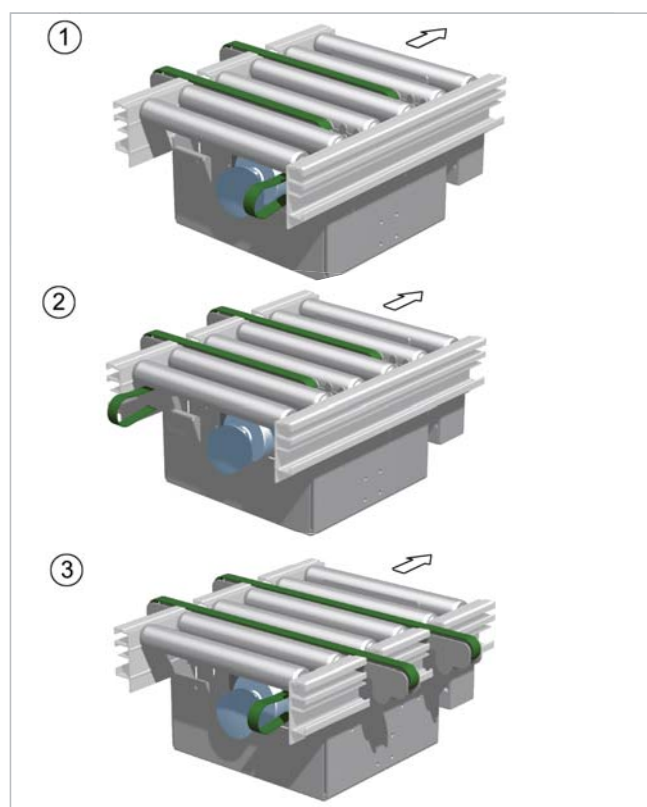
### Configuration

The required type of overhang is to be chosen first (01/02). Thereafter the roller conveyor section (SL) is chosen depending on the length of the goods. The driving belt is placed on the right side as standard, but placement on the left side is an option. The point of balance can affect the function. Please contact KNAPP AB for more information.

### Order number

Type designation combined with letter notation.

Example: VRR 23-01-V1-SL 600-D 50-NW 400-H 2-S0,35-I-PN



# MidiMove

## Transfer unit Type VRR 23 with multiple belts

Transfer unit designed for transferring goods to/from roller conveyor RBA 23.

### Capacity

Max. load total 50 kg/goods unit.

Width of goods 200-800 mm.

Width of goods 300-800 mm.

### Product description

Frame:	Steel construction
Drive unit:	Electric drum Ø 113 including connector box
Motor power:	0.18 kW and 0,55kW
Voltage:	3x400 V 50 Hz or 3x230 V 50 Hz
Lift unit:	Pneumatic
Indicator:	Position indicator at bottom. M 12 connector
Guard:	Cover plate between rollers
Surface finish:	Steel, zinc plated Aluminium, naturally anodised
Accessories:	Blade stop RBT23-HD, not included
Miscellaneous:	With or without valve kit

### Product data

01	Overhang one side	Figure 1
02	Overhang both sides	Figure 2
NW	Nominal width	400, 500, 600, 800 mm
D	Roller diameter	50/54 mm
V1/H1	Overhang Left/ Right with type 01	
S	Speed	0.35/ 0.56/ 0.81/ 1.0 m/s
I	Designed for frequency converter	3x230 V 50 Hz
P	Pitch	100, 60 mm
	Number of belts	2-6 pcs
V2/H2	Driving belt side	
PN	Valve kit	Ordered separately Part number: 100457AA 8 mm hose, M 12 connector, 4-pole

### Combinations

Type	Overhang	Driving belt side
01	V1	H2, Fig.1
01	V1	V2
01	H1	V2
01	H1	H2
02	-	V2
02	-	H2, Fig.2

### Configuration

The required type of overhang is to be chosen first. (01/02). Thereafter the roller conveyor section is chosen depending on the length of the goods. The driving belt is placed on the right side as standard, but placement on the left side is an option. The point of balance can affect the function. Please contact KNAPP AB for more information.

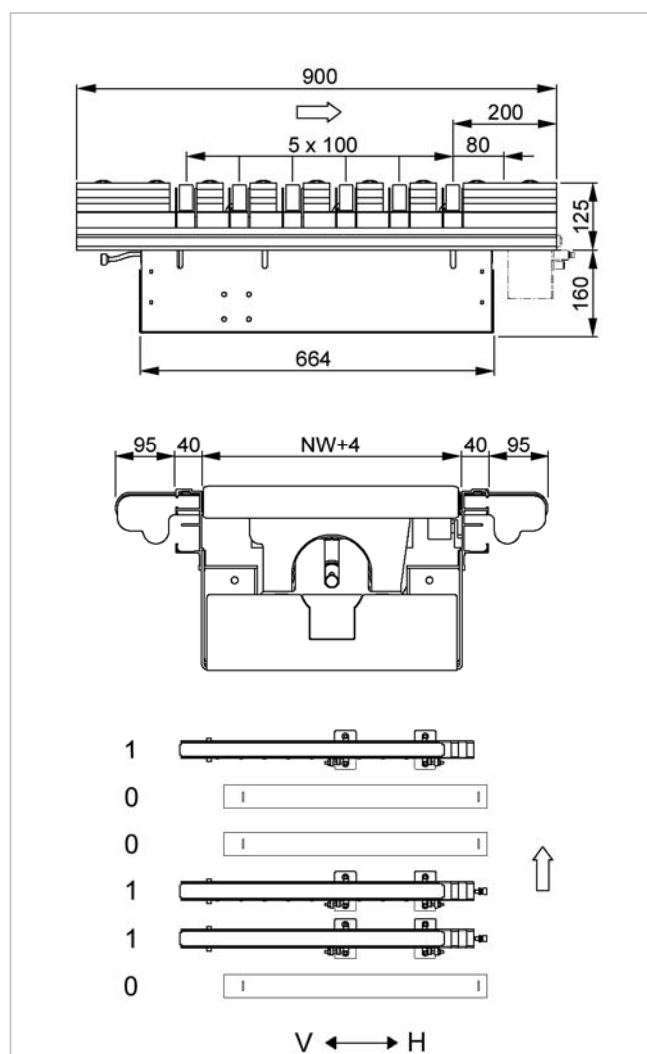
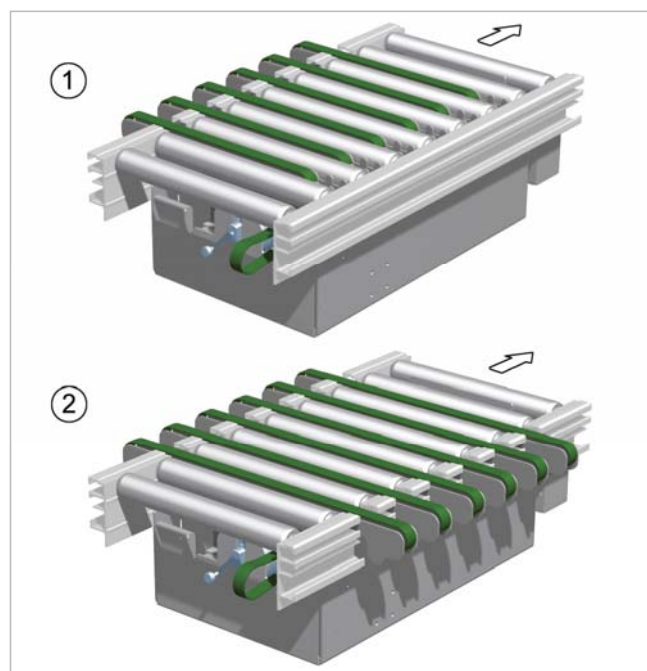
### Placement of belts

The placement is indicated by 1 and 0 from the stop side towards the direction of conveyance. See example.

### Order number

Type designation combined with letter notation.

Example: VRR 23-01-V1-SL 900-D 50-NW 400-H 2-SO,35-I-PN-100110



# MidiMove

## Belt conveyor with scales Type BWC 23

Belt conveyor with integrated scale unit that weighs the load carrier and sends the information to the control and monitoring module. Statistical or continuous weighing.

Capacity  
Max. total load 60 kg.

### Product description

There are three different types of scales:

BWC 23-01	The scales work as simple check scales that provide a signal when the set max weight is exceeded. No display. Output signal digital I/O
BWC 23-11	The scales are used to show the actual weight with an output signal of real weight to the control system. Scales instrument with display on post at side of conveyor. Output signal RS 232
BWC 23-21	The scales are used when more information exchange is required between the scales instrument and the superior control system. No display. Output signal Profibus DP, Digital I/O

Drive unit	BDE 23
Surface finish	Steel, zinc plated. Aluminium, naturally anodised
L/R	Left / Right

### Product data, conveyor

TL	Conveyor length	800, 1000, 1200 mm
S	Conveyor speed NW300	0,13. 0,19. 0,31. 0,54. 0,72. 0,94. 1,03 m/s
	NW400-800	0,13. 0,19. 0,31. 0,38. 0,54. 0,70. 0,94. 1,12 m/s
	Height to transport level	Min 360 mm
BL	Balanced drive drum	The high demands for scales accuracy and high speed, demand a balanced drive drum.
I	Cable connection	See BDE 23


### Product data, scales unit

Number of load cells	2 pcs for NW300, 400 4 pcs for NW500, 600, 800
Accuracy, scales	Resolution 0.02 kg
Temp. range	-10 to 45°C
Encapsulation	IP65

### Order number

Type designation combined with letter notation


Example: BWC23-11-TL1000-NW500-S0,31-BL-I



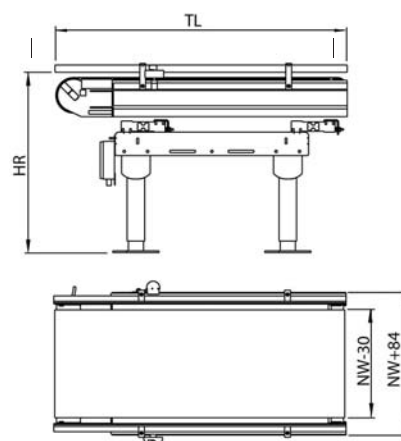
BWC 23-01



BWC 23-11



BWC 23-21



# MidiMove

## Barcode reader Type BCR 23

Identification of load carrier by reading barcodes.  
The figure shows a line scanner.

### Product description

There are 3 basic models: line scanner, raster scanner & oscillating scanner.  
The closer it is, the higher the resolution it can read.

The distance required can be due to a mechanical application issue, e.g. how easy it is to mount. It is important to take into consideration which width/height the reader needs to cover; the further away, the wider the scanner line and therefore also the higher the raster/oscillation. You can approximately say that the reader is covering about the same width/somewhat lower height than the distance from the reader in mm.

Scanners communicate with each other via a CANBUS, while PROFIBUS is required to communicate with the control system.

### Recommended label

Symbol type	Code128C
Code resolution	0.5 mm
Code height	30 mm
Quality	ISO15416 grade B

### Line scanner

Scans the pattern with a single reading line. A line scanner is used when the code moves past the reader, i.e. not good for stationary codes. The orientation of the code shall be in "step orientation", i.e. the lines of the code are parallel to the direction of travel.

### Raster scanner

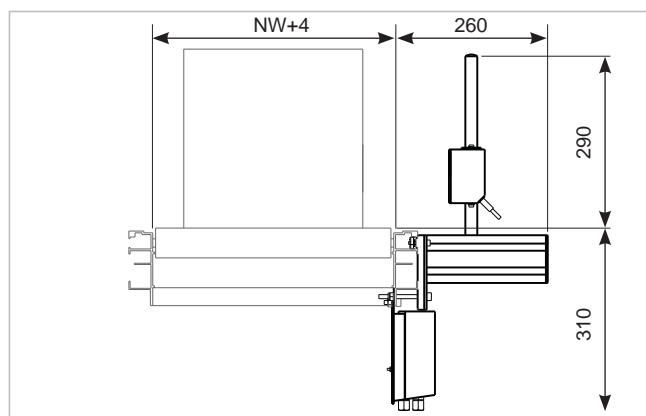
Scans the pattern with several lines at different heights. Is used when the code is orientated as "fence orientation", i.e. when the lines of the code are at right angles to the direction of motion. There can be some small variations in the positioning of the code.

### Oscillating scanner

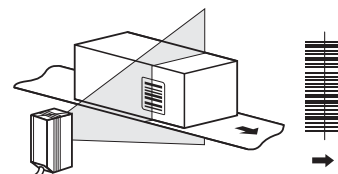
Scans with a line that sweeps upwards and downwards is used in the same situations as a raster scanner, where the code is "fence orientated" or stationary, but in situations where it cannot guarantee the exact height position of the code with respect to the reader. The height range is dependant on the distance between the scanner and the barcode.

### Order number:

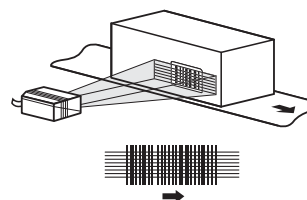
For further information, please contact KNAPP AB.



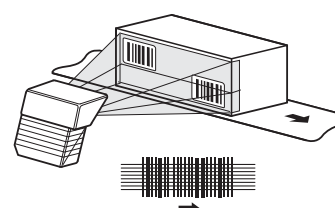
Line scanner



Raster scanner



Line scanner with oscillating mirror



# MidiMove

## Side guide holder

Side guide holder designed for both roller and belt conveyors.

### Product description

Arm: Zinc

Complete with screws.

### Product data

A	Arm low	Height 35 mm	100283AA
B	Arm high	Height 120 mm	100283AB
C	Spacer	Thickness 15 mm	100101AA

Maximum distance between holders: 1200 mm.

Maximum number of spacers: 4 pcs.

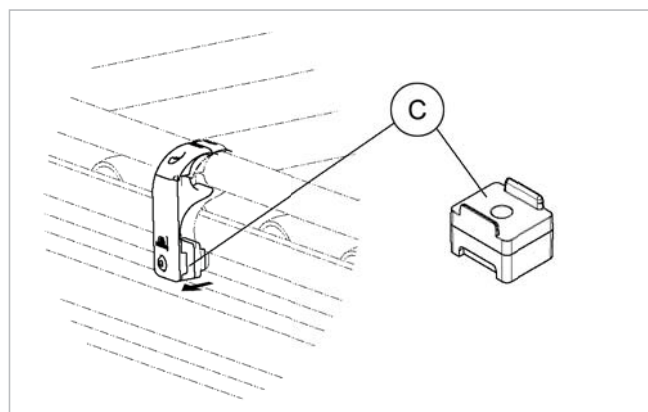
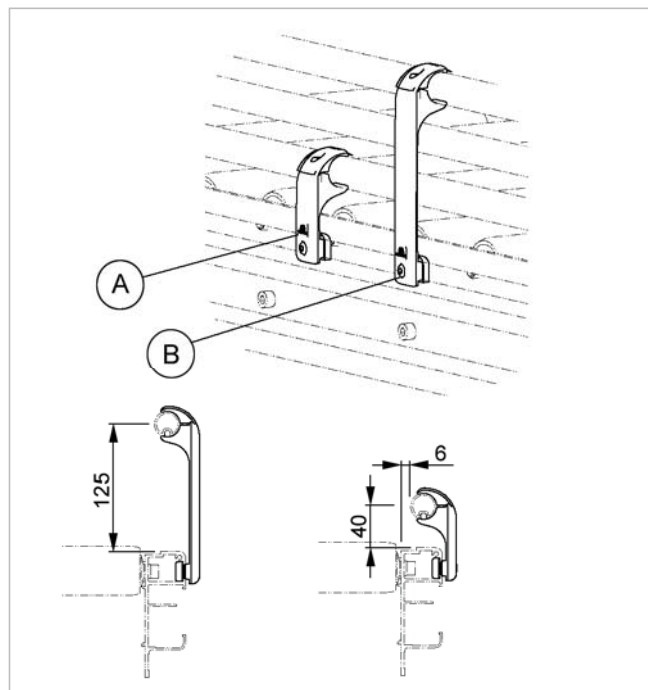
### Screws for spacers

Number of spacers	Part number for screws
1 pc	100298DH
2 pc	100298DL
3 pc	100298DO
4 pc	100298DS

For adjustable side guide holder contact KNAPP AB

Order number

Part number, see table.



## Side guide profile

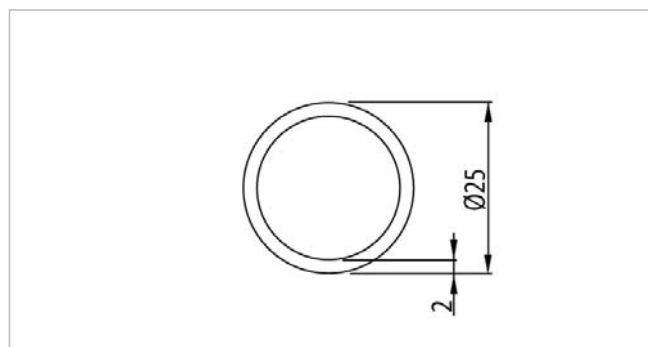
Side guide profile designed for both roller and belt conveyor.

### Product description:

Profile:	Aluminium ø25/2
Surface finish:	Natural anodisation
Length:	3m

Order number

Partnumber: 8160000





# MidiMove

## Side guide profile designed for curves

Side guide profile designed for curves type LBS23.

### Product description

Profile:	Plastic PP Ø25/2
Length:	Supplied in 5 m length units
Colour:	Grey

Order number

Part number: 8150000

## End plug

End plug designed for side guide.

### Product description

Material:	PA6
Colour:	Grey

Order number

Part number: 100254AA

## Splice

Splice designed for side guide.

### Product description

Material:	PA6
Colour:	Grey

Order number

Part number: 100252AA

## Angled side guide

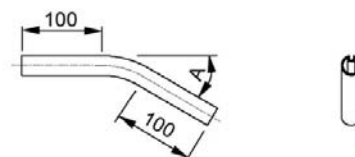
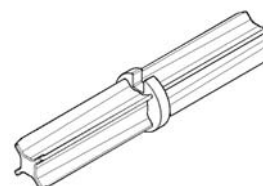
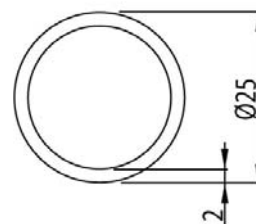
Angles designed for side guide profile. Slot for slide border is always placed on the outside of the radius.

### Product description

Profile:	Aluminium Ø 25 mm
Surface finish:	Natural anodisation

Order number

Part number	Angle A
100020AA	30°
100020AB	45°
100020AC	60°
100020AD	90°
100020AE	120°
100020AF	135°
100020AG	150°



# MidiMove

## Adjustable splice

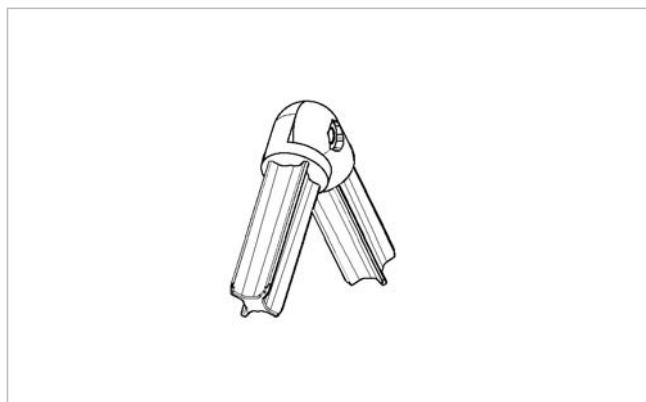
Adjustable splice for side guide profile.

### Product description

Material:	PA6 grey
Minimum angle:	90°
Maximum angle:	270°

Order number

Part number: 100586AA



## Angle Wheels

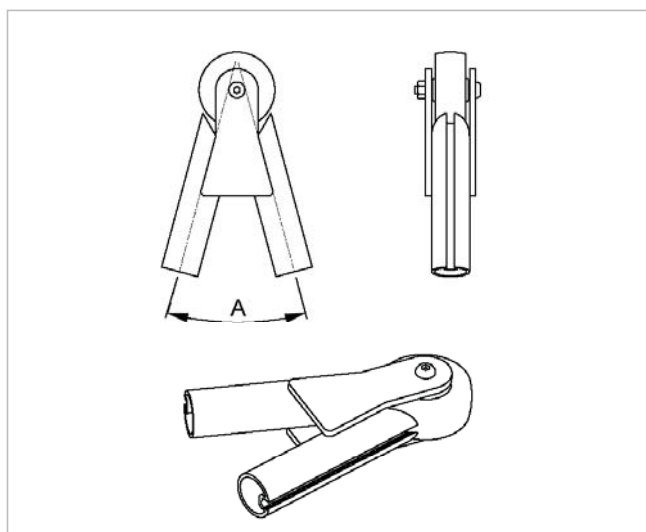
Angle wheels are used for deflection, for example by fender arm or skate wheel.

### Product description

Bracket:	Aluminium
Wheel:	Nylon Ø 50 mm
Surface finish:	Natural anodisation

Order number

Part number	Angle A
100819AA	30°
100819AB	45°



## Turning wheel

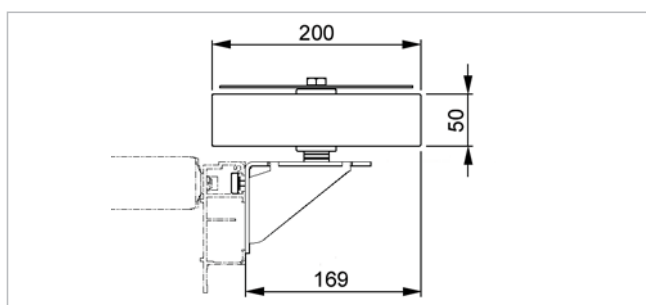
The turning wheel is designed to aid with angle transfers between roller and belt conveyors. It positions the product accurately on the receiving conveyor. The height is adjustable with shims.

### Product description

Bracket:	Steel construction
Wheel:	Nylon hub
Miscellaneous:	Fixings included
Surface finish:	Zinc plated

Order number

Part number: 102014AA



# MidiMove

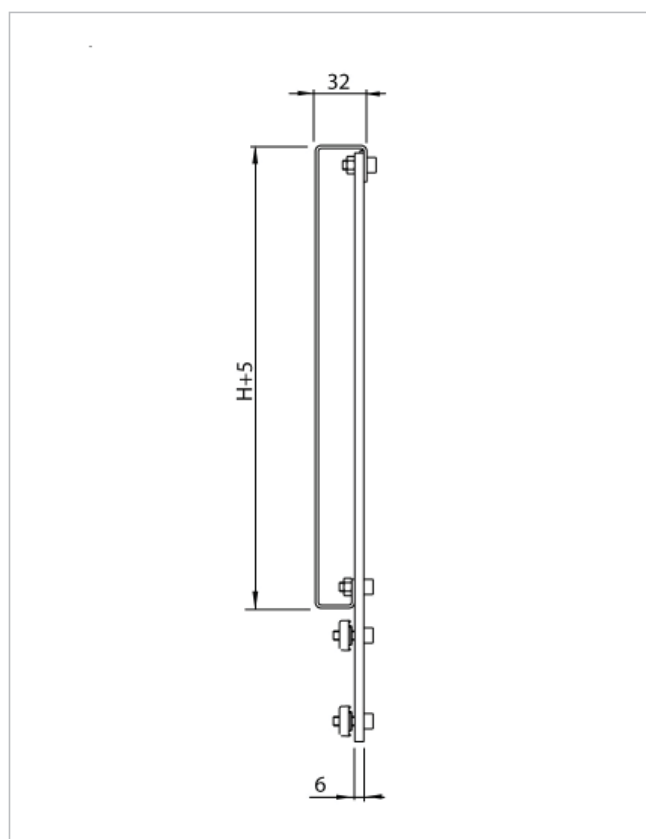

## Cover side LBS23

Cover side attached to the conveyor frame.  
Intended for BGL23. Delivered complete for one side with screws.

### Product description

Frame:	Steel construction
Finish:	Zinc-plated
Height:	100,200 and 300 mm

Part Number	Height	Length
118258CA	100	220
118258CB	100	240
118258CC	100	260
118258CD	100	280
118258CE	100	300
118258CF	100	600
118258CG	100	800
118258CH	100	900
118258CI	100	1000
118258CJ	100	1100
118258CK	100	1200
118258CL	100	1300
118258CM	100	1400
118258AA	200	220
118258AB	200	240
118258AC	200	260
118258AD	200	280
118258AE	200	300
118258AF	200	600
118258AG	200	800
118258AH	200	900
118258AI	200	1000
118258AJ	200	1100
118258AK	200	1200
118258AL	200	1300
118258AM	200	1400
118258BA	300	220
118258BB	300	240
118258BC	300	260
118258BD	300	280
118258BE	300	300
118258BF	300	600
118258BG	300	800
118258BH	300	900
118258BI	300	1000
118258BJ	300	1100
118258BK	300	1200
118258BL	300	1300
118258BM	300	1400



# MidiMove

## Cable spring

Used for installation of cables inside the Midi 23 beam.

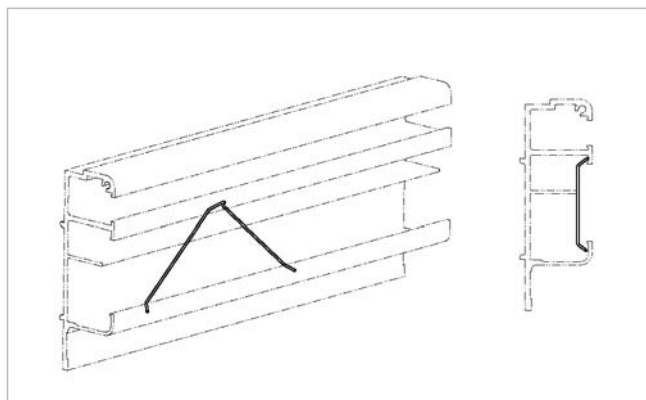
### Product description

Material:	Steel
Surface finish:	Zinc plated

Recommended distance between springs in beam, appr. 0.5 m.

Order number

Part number: 100085AA



## Cover plate for large cable exit

Used for thicker cables, for example at entry and exit units. This unit should always be complemented with a cable spring.

### Product description

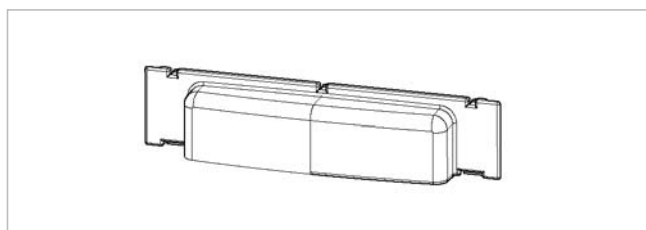
Material:	PP Grey
-----------	---------

Order number

Part number: 100046AA

Cable spring for large exits.

Part number: 100070AA



## Cover plate for small cable exit

Used for smaller cables, such as for sensors. Included in photocell equipment.

### Product description

Material:	PP Grey
-----------	---------

Order number

Part number: 100069AA



# MidiMove

## Cover plate

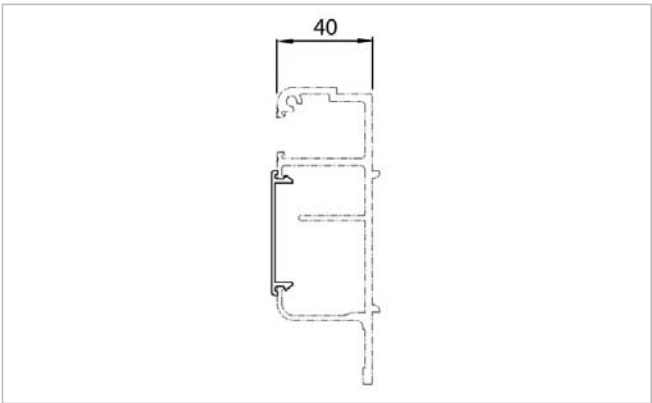
Cover plates and installation equipment for cabling and pneumatics for MidiMove 23.

### Product description

Material:	HDPE Grey Supplied in 3 m length units
-----------	---

### Order number

Part number	
7950000	Lower 45 mm



## End cap

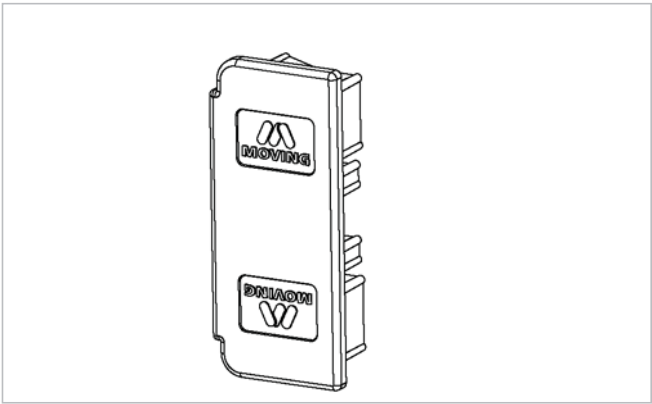
End plug designed for conveyor frame.

### Product description

Material:	PP Grey
-----------	---------

### Order number

Part number: 100045AA



# MidiMove

## Beam connection

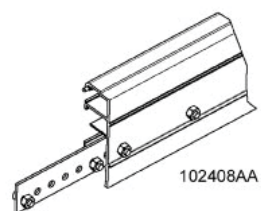
Beam for connecting MidiMove 23 conveyors.

### Product description

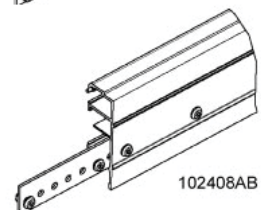
Material:	Steel
Surface finish:	Zinc plated
Miscellaneous:	Complete with screws

### Order number

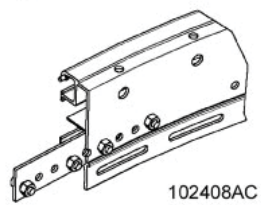
Part number	Designed for connection
102408AA	RBA 23-RBA23
102408AB	BGL 23-BGL 23
102408AC	RKD 23-RKD 23
102408A	RKD23-RBA23



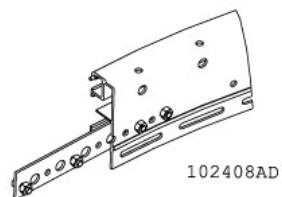
102408AA



102408AB



102408AC



102408AD

## Splice

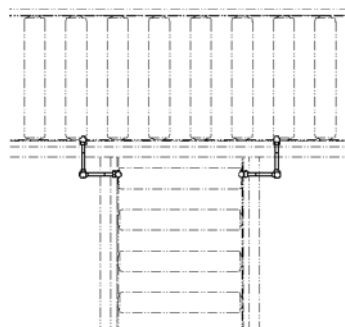
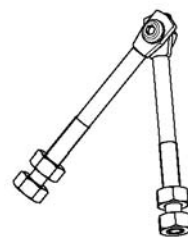
Splice for mounting MidiMove 23 conveyors on the side as a T-joint. Not a loadbearing structure. The load shall be taken by the support stand.

### Product description

Material:	Steel
Surface finish:	Zinc plated
Miscellaneous:	Complete with screws

### Order number

Part number: 100093AA





# MidiMove

## Flexible beam connection

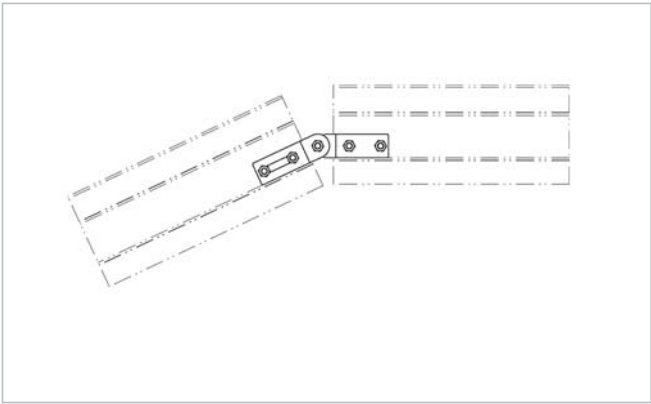
Flexible beam connection for MidiMove 23 conveyors at an angle.

### Product description

Material:	Steel
Surface finish:	Zinc plated
Miscellaneous:	Complete with screws

### Order number

Part number	Designed for
104155AA	RBA 23, BGL 23, RKD 23



# MidiMove

## Photocell equipment Type PES 23

PES 23 photocell equipment is used for presence and flow control of goods on roller and belt conveyors type Midi 23. PES is installed at the upper slot of the conveyor beam.

### Product description

The photocell equipment is available in three versions:

1. Reflector photocell WL9
2. Sender and receiver photocell WS9/WE9
3. Direct sensing photocell WT9

Operating voltage:	10-30 VDC
Output current:	Max 100 mA
Current consump. max:	WL 9-30 mA, WS 9-60 mA, WE 9-15 mA, WT 9-40 mA
Encapsulation class:	IP 67
Output type:	PNP
Contact type:	120 mm cable with M 12 contact, 4-pole

The mirror is adjustable through 180° enabling a higher type.

### Product data

Photocell	Max reading range	Recommended reading range	Part number
Reflector	1200 mm	900 mm	113019AA
Sender and receiver	7000 mm	5000 mm	113019AC
Direct sensing	250 mm	150 mm	113019AB
Teach	250 mm	150 mm	113019AD

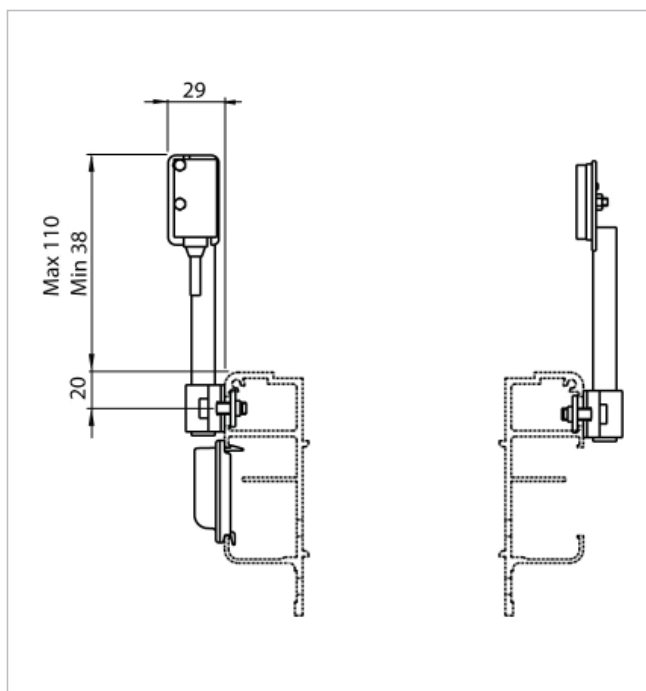

Order number

Part number, see table.

### Accessories

Spacer 15 mm, short

Part number: 100101AA



# MidiMove

## Drive belt repair tool

RBA 22 is as standard equipped with a drive belt that can be joined with this tool.

### Product description

Drive belt repair kit contains cutting pattern and scissors for fingers splice, melting tool and cooling tool.

Accessories such as glue are not required.

Drive belt can be bought in open lengths.

Splicing tool:	Part number: 11132842
Drive belt:	Part number: 11132843
Width 25 mm	
Width 25 mm	



### Order number

Part number = Order number

Example: Splicing tool 11132842

## Drive belt

A new drive belt is most easily ordered by contacting Moving and stating the roller conveyor's part number. The unique reference number of the drive belt can then be identified and the correct length can be delivered.

For further information and ordering, please contact Moving.



# Index

## A

Accumulation, zone divided 102

## B

Baggage and Parcel handling system 14-15  
Barcode reader 107  
Beam connection 25, 114  
Beam connection, flexible 115  
Belt conveyor 91  
Belt conveyor, inclined 92-93  
Blade stop 29, 50  
Blade stop LD/HD 88-89  
Brake roller 36

## C

Cable spring 112  
Carton and Tote handling systems 12-13  
Chain conveyor 3-string, driven 41  
Chain conveyor, driven 38  
Clamp stop 90  
Contents 3  
Cover plate for cable 112  
Cover side 111  
Customer Service 6-7

## D

Drive belt 117  
Drive belt repair tool 117  
Drive unit 22, 23, 24, 39, 40, 83, 87, 94, 95  
Drive unit 3-string 42, 43

## E

End cap 113  
End stop 25, 49, 60, 97

## F

Fender arm 98  
Fixed end stop 62  
Flow rack system 72-75  
Foldable part 51

## G

Guide plate 33  
Guide collar 32

## H

Height indicator 60

## I

Index 118-119  
Infill unit 49  
Information 5

## L

Lifting table 70

## M

MaxiMove, Pallet handling	16-75
MidiMove, Carton and Tote handling	75-117
Modular belt conveyor	67

## O

Outer format check	63
--------------------	----

## P

Pallet centering device	34
Pallet checking unit	62
Pallet guide	34
Pallet guide, front loaded	33
Pallet handling systems	10-11
Pallet magazine	68-69
Pallet/truck interface	37
Photocell assembly	30, 31, 48
Photocell equipment	116
Product overview, MidiMove	78-79
Product overview, MaxiMove	18-19
Puller	101
Pusher	100

## R

Roller Conveyor, driven	23, 80, 82
Roller Conveyor, undriven	22, 78
Roller conveyor, diverging/converging	84
Roller curve conveyor, driven	83
Roller curve conveyor, undriven	79

## S

Scale unit	67, 106
Side guide	111
Support stand	26-27, 44-45, 96
Support roller kit	65
Solutions	8-15

## T

Transfer car	66
Transfer section	52-55
Transfer section 3-string	56-57
Transfer section 4-way	58
Transfer unit	99, 104-105
Truck barrier	35
Turning wheel	110
Turntable	64

## W

Walkway	36
---------	----

## V

Vertical conveyor	71, 103
-------------------	---------





